

Informe de Pérdidas y Ganancias



Año	Tipo	ISIN	Producto	Ganancia (€)	Perdida si puede imputarse (€)	Perdida desbloqueada de otros años (ya incluida en la pérdida que puede imputarse) (€)	Perdida que no puede imputarse (regla 2 meses) (€)
2020							
	STK	AU000000GRR8	GRANGE RES.	0.00	-0.48	0.00	-76.41
	STK	US25400W1027	DIGITAL TURBINE INC.	5.89	0.00	0.00	0.00
	STK	FR0013263878	UMANIS	49.32	0.00	0.00	0.00
	STK	FR0013481835	VISIOMED GROUP	16.03	0.00	0.00	0.00
	STK	GB0009895292	ASTRAZENECA PLC	108.28	0.00	0.00	0.00
	STK	GB00B0CTWC01	ETF5 BRENT OIL SEC	104.05	-18.45	0.00	0.00
	STK	GB00BDCPN049	COCA-COLA EUROPEAN PARTNERS	0.00	-21.21	0.00	0.00
	STK	JE00B7305Z55	ETF5 EUR DAILY HEDGED BRENT CRUDE	114.86	0.00	0.00	0.00
	STK	US0153511094	ALEXION PHARMACEUTICAL	110.68	0.00	0.00	0.00
	STK	US01609W1027	ALIBABA GROUP HOLDING	14.48	0.00	0.00	0.00
	STK	US3755581036	GILEAD SCIENCES INC	137.97	0.00	0.00	0.00
	STK	ES0177542018	INT.AIRL.GRP	3.89	0.00	0.00	0.00
	STK	US46284V1017	IRON MOUNTAIN INCORPOR	0.95	0.00	0.00	0.00
	STK	US46591M1099	JOYY INC	26.62	-11.77	0.00	0.00
	STK	US4781601046	JOHNSON & JOHNSON COMM	29.45	-34.06	0.00	0.00
	STK	US55315J1025	MMC NORILSK NICKEL PJSC-ADR	47.60	-12.49	0.00	-50.52
	STK	US7181721090	PHILIP MORRIS INTERNAT	17.90	0.00	0.00	0.00
	STK	US7223041028	PINDUODUO INC. - AMERI	262.01	0.00	0.00	0.00
	STK	US8621211007	STORE CAPITAL CORPORAT	62.20	0.00	0.00	0.00

STK	US88160R1014	TESLA MOTORS INC. - C	27.06	0.00	0.00	0.00
STK	US98422D1054	XPENG INC. AMERICAN DEPOSITORY SHARES EACH REPRES	1,260.31	0.00	0.00	0.00
STK	FR0000051732	ATOS	119.12	0.00	0.00	0.00
STK	ES0173093024	RED ELECTRICA CORPORACION SA	24.37	0.00	0.00	0.00
STK	AU000000LYC6	LYNAS RARE EARTHS LTD.	0.00	-9.59	0.00	0.00
STK	ES0105385001	SOLARPACK CORP TECNOLOGICAS	2.54	0.00	0.00	0.00
STK	BMG6955J1036	PAX GLOBAL TECHNOLOGY LTD	19.29	-1.98	0.00	0.00
STK	CA53680Q2071	LITHIUM AMERICAS CORP.	0.00	-133.08	0.00	0.00
STK	CH0012032113	ROCHE HOLDING AG	54.73	-88.83	0.00	0.00
STK	DE0007164600	SAP SE	26.10	-7.20	0.00	0.00
STK	DE000A0N62F2	WISDOMTREE METAL SECURITIES LTD	4.28	0.00	0.00	0.00
STK	ES0105027009	LOGISTA	0.00	-55.39	0.00	0.00
STK	ES0105066007	CELLNEX TELECOM SAU	33.00	-43.80	0.00	0.00
STK	ES0105075008	EUSKALTEL SA	87.62	0.00	0.00	0.00
STK	ES0105293007	GREENALIA SA	17.87	0.00	0.00	0.00
STK	ES0113860A34	B. SABADELL	77.51	0.00	0.00	0.00
STK	ES0172708234	EZENTIS	51.37	0.00	0.00	0.00
STK	ES0113900J37	SANTANDER	71.51	0.00	0.00	0.00
STK	ES0116870314	NATURGY ENERGY GROUP SA	33.02	0.00	0.00	0.00
STK	ES0118594417	INDRA A	22.60	0.00	0.00	0.00
STK	ES0130670112	ENDESA	0.00	-47.68	0.00	0.00
STK	ES0134950F36	FAES	10.58	0.00	0.00	0.00
STK	ES0148396007	INDITEX	75.33	-43.36	0.00	0.00
STK	ES0165386014	SOLARIA	44.13	0.00	0.00	0.00
STK	ES0169501030	PHARMA MAR SA	105.26	0.00	0.00	0.00
STK	ES0171996087	GRIFOLS SA	183.89	-190.62	0.00	0.00
STK	VG2506391011	DESWELL INDUSTRIES IN	16.48	0.00	0.00	0.00

		TOTAL 2020-STK:		3,480.15	-719.99	0.00	-126.93
			TOTAL 2020:	3,480.15	-719.99	0.00	-126.93
2021							
	STK	MHY622674098	NAVIOS MARITIME PARTNERS LP	0.00	-5.32	0.00	-2.86
	STK	US3682872078	OAD GAZ.ADS 1	102.56	0.00	0.00	0.00
	STK	KYG609061075	MICROWARE GROUP LTD	0.00	-9.50	0.00	0.00
	STK	KYG3313K1040	EXPERT SYSTEMS HOLDINGS LTD	76.42	0.00	0.00	0.00
	STK	US2091151041	CONSOLIDATED EDISON I	0.00	-51.27	0.00	0.00
	STK	US2546871060	WALT DISNEY CO/THE	19.54	0.00	0.00	0.00
	STK	US29667K3068	ESPORTS ENTERTAINMENT GROUP INC. - COMMON STOCK	507.54	0.00	0.00	0.00
	STK	HK0184000948	KECK SENG INVESTMENTS	68.36	0.00	0.00	0.00
	STK	GRS503003014	ENTERSOFT SA SOFTWARE DEVELO	0.00	-10.79	0.00	0.00
	STK	US30303M1027	FACEBOOK INC-CLASS A	13.27	0.00	0.00	0.00
	STK	US31810T1016	FINVOLUTION GROUP AMERICAN DEPOSITARY SHARES	1,070.17	0.00	0.00	0.00
	STK	US36162J1060	GEO GROUP INC (THE) RE	36.93	-125.08	0.00	0.00
	STK	US3703341046	GENERAL MILLS INC. CO	0.00	-43.95	0.00	0.00
	STK	KYG888461038	TIANLI EDUCATION INTERNATION	59.21	0.00	0.00	0.00
	STK	US3984384087	GRIFOLS S.A. - AMERIC	16.80	0.00	0.00	0.00
	STK	US4489475073	IDT CORPORATION CLASS	1,423.54	0.00	0.00	0.00
	STK	GB00BJFFLV09	CRODA INTL.	0.00	-3.51	0.00	0.00
	STK	GB00B10RZP78	UNILEVER	0.00	-1.73	0.00	0.00
	STK	GB0031215220	CARNIVAL	4.02	0.00	0.00	0.00
	STK	GB0008754136	TATE & LYLE	60.43	0.00	0.00	0.00
	STK	GB0007655037	S & U	589.43	0.00	0.00	0.00
	STK	GB0002875804	BR.AMER.TOB.	33.84	-23.22	0.00	0.00
	STK	GB0002162385	AVIVA	17.51	0.00	0.00	0.00
	STK	US4581401001	INTEL CORPORATION - CO	0.00	-3.75	0.00	0.00

STK	US47215P1066	JD.COM INC. - AMERICA	102.18	0.00	0.00	0.00
STK	KYG866501011	TAK LEE MACHINERY HOLDINGS L	17.37	0.00	0.00	0.00
STK	KYG9887S1003	ZENGAME TECHNOLOGY HOLDING	84.81	0.00	0.00	0.00
STK	US55315J1025	MMC NORILSK NICKEL PJSC-ADR	205.85	-155.33	-50.52	0.00
STK	US03842K2006	AQUABOUTY TECHNOLOGIES	0.00	-4.98	0.00	0.00
STK	SG2F24986083	GEO ENERGY RESOURCES LTD	258.10	0.00	0.00	0.00
STK	SE0015346135	STILLFRONT GROUP AB (PUBL)	49.20	0.00	0.00	0.00
STK	PLMOBRK00013	MO-BRUK J MOKRZYCKI LTD	0.00	-0.95	0.00	0.00
STK	PLLSSFT00016	LSI SOFTWARE SA	84.66	0.00	0.00	0.00
STK	PLDINPL00011	DINO POLSKA SA	5.80	0.00	0.00	0.00
STK	PA1436583006	CARNIVAL CORPORATION C	59.88	0.00	0.00	0.00
STK	US00206R1023	AT&T INC.	7.42	0.00	0.00	0.00
STK	US00287Y1091	ABBVIE INC. COMMON STO	62.73	0.00	0.00	0.00
STK	US01609W1027	ALIBABA GROUP HOLDING	0.00	-1,616.49	0.00	0.00
STK	US02209S1033	ALTRIA GROUP INC.	25.87	-12.24	0.00	0.00
STK	US0567521085	BAIDU INC - SPON ADR	28.68	0.00	0.00	0.00
STK	LT0000128621	INTER RAO LIETUVA AB	176.14	0.00	0.00	0.00
STK	US06684L1035	BAOZUN INC-SPN ADR	0.00	-72.55	0.00	0.00
STK	NL0011794037	AHOLD DELHAIZE	330.14	0.00	0.00	0.00
STK	NL0000687663	AERCAP HOLDINGS NV	38.82	0.00	0.00	0.00
STK	MX01BA1D0003	INDUSTRIAS BACHOCO-SER B	0.00	-5.85	0.00	0.00
STK	US08579W1036	BERRY PLASTICS GROUP	551.69	0.00	0.00	0.00
STK	MHY8564M1057	TEEKAY LNG PARTNERS L.	241.82	0.00	0.00	0.00
STK	US0905722072	BIO-RAD LABORATORIES	28.18	0.00	0.00	0.00
STK	MHY481251012	KNOT OFFSHORE PARTNERS	282.22	0.00	0.00	0.00
STK	MHY2187A1507	EAGLE BULK SHIPPING INC	67.88	0.00	0.00	0.00
STK	US1101221083	BRISTOL-MYERS SQUIBB C	12.20	0.00	0.00	0.00
STK	US16965P2020	CHIPMOS TECHNOLOGIES I	22.72	0.00	0.00	0.00
STK	US5398301094	LOCKHEED MARTIN CORP	24.30	0.00	0.00	0.00



	STK	US4781601046	JOHNSON & JOHNSON COMM	17.92	0.00	0.00	0.00
	STK	US5543821012	MACERICH COMPANY (THE)	410.24	0.00	0.00	0.00
	STK	CA19238T1003	COGECO INC	0.00	-5.03	0.00	0.00
	STK	CA74738B1094	QC COPPER AND GOLD INC	10.49	0.00	0.00	0.00
	STK	CA4990531069	KNIGHT THERAPEUTICS INC	11.59	-14.55	0.00	0.00
	STK	US58933Y1055	MERCK & COMPANY INC.	0.00	-33.91	0.00	0.00
	STK	CA46016U1084	INTERNATIONAL PETROLEUM CORP	95.45	0.00	0.00	0.00
	STK	CA45780E1007	INOVALIS REAL ESTATE INVESTM	34.20	0.00	0.00	0.00
	STK	CA3615692058	GDI INTEGRATED FACILITY SERV	87.36	0.00	0.00	0.00
	STK	CA29250N1050	ENBRIDGE INC COMMON ST	56.97	0.00	0.00	0.00
	STK	CA26153M5072	DREAM UNLIMITED-CL A SUB VOT	53.22	0.00	0.00	0.00
	STK	CA2258471028	CRESCITA THERAPEUTICS INC	178.71	0.00	0.00	0.00
	STK	CA13321L1085	CAMECO CORP	22.74	0.00	0.00	0.00
	STK	US92936U1097	W.P. CAREY INC. REIT	9.01	0.00	0.00	0.00
	STK	US98138J2069	WORKHORSE GROUP INC	12.20	0.00	0.00	0.00
	STK	BMG9078F1077	TRITON INTERNATIONAL L	315.48	0.00	0.00	0.00
	STK	BMG359472021	FLEX LNG LTD	368.40	0.00	0.00	0.00
	STK	BMG1675M1064	BUILD KING HOLDINGS LTD	129.99	0.00	0.00	0.00
	STK	BMG0533U2355	ASIA STANDARD INTL.GROUP	59.83	0.00	0.00	0.00
	STK	BE0003816338	EURONAV NV ORDINARY SH	11.07	0.00	0.00	0.00
	STK	US98422D1054	XPENG INC. AMERICAN DEPOSITORY SHARES EACH REPRES	0.00	-257.86	0.00	0.00
	STK	VGG456671053	HOLLYSYS AUTOMATION TE	50.99	0.00	0.00	0.00
	STK	AU000000GRR8	GRANGE RES.	551.20	-76.41	-76.41	0.00
	STK	AU000000APX3	APPEN LTD	0.00	-266.66	0.00	0.00
	STK	CA85210A1049	SPROTT PHYSICAL URANIUM TRUS	26.08	0.00	0.00	0.00
	STK	CA48575L2066	KARORA RESOURCES INC	21.87	0.00	0.00	0.00
	STK	CNE1000000X2	CAPINFO CO LTD-H	135.45	0.00	0.00	0.00



	STK	US8288061091	SIMON PROPERTY GROUP	673.00	0.00	0.00	0.00
	STK	US63633D1046	NATIONAL HEALTH INVEST	90.84	0.00	0.00	0.00
	STK	US6544453037	NINTENDO CO LTD-UNSPONS ADR	23.87	0.00	0.00	0.00
	STK	US6833731044	ONTRAK INC	27.20	0.00	0.00	0.00
	STK	US73933H1014	POWER REIT	228.04	0.00	0.00	0.00
	STK	US9282541013	VIRTU FINANCIAL INC.	163.15	0.00	0.00	0.00
	STK	US74735M1080	QIWI PLC-SPONSORED ADR	27.11	0.00	0.00	0.00
	STK	US75513E1010	RAYTHEON TECHNOLOGIES CORPORATION COMMON STOCK	296.22	0.00	0.00	0.00
	STK	US7561091049	REALTY INCOME CORPORAT	0.00	-5.31	0.00	0.00
	STK	US8170705011	SENECA FOODS CORP. - C	12.38	0.00	0.00	0.00
	STK	US8621211007	STORE CAPITAL CORPORAT	14.09	0.00	0.00	0.00
	STK	ES0130960018	ENAGAS	17.30	0.00	0.00	0.00
	STK	US8816242098	TEVA PHARMACEUTICAL IN	10.40	0.00	0.00	0.00
	STK	DE000A3H2200	NAGARRO SE	255.00	0.00	0.00	0.00
	STK	US9047677045	UNILEVER PLC COMMON ST	236.41	0.00	0.00	0.00
	STK	SG9999019087	GRINDROD SHIPPING HOLDINGS L	91.19	0.00	0.00	0.00
	STK	ES0144580Y14	IBERDROLA	0.00	-1.94	0.00	0.00
	STK	ES0164180012	MIQUEL COST.	88.97	0.00	0.00	0.00
	STK	ES0170884417	PRIM	5.79	0.00	0.00	0.00
	STK	US88579Y1010	3M COMPANY COMMON STOC	22.14	0.00	0.00	0.00
	STK	US88557W1018	360 FINANCE, INC ADS	65.59	0.00	0.00	0.00
		TOTAL 2021-STK:		11,887.39	-2,808.18	-126.93	-2.86
	OPT	ZIM 17DEC21 35.0 P	ZIM 17DEC21 35.0 P	103.81	0.00	0.00	0.00
	OPT	ZIM 17DEC21 45.0 P	ZIM 17DEC21 45.0 P	57.28	0.00	0.00	0.00
	OPT	ZIM 19NOV21 40.0 P	ZIM 19NOV21 40.0 P	42.17	0.00	0.00	0.00
	OPT	TGP 20AUG21 15.0 P	TGP 20AUG21 15.0 P	8.37	0.00	0.00	0.00
	OPT	TGP 18FEB22 17.5 C	TGP 18FEB22 17.5 C	0.00	-32.85	0.00	0.00
	OPT	TEVA 19NOV21 10.0 C	TEVA 19NOV21 10.0 C	0.00	-43.65	0.00	0.00

	OPT	ZIM 20AUG21 30.0 P	ZIM 20AUG21 30.0 P	54.80	0.00	0.00	0.00
	OPT	TGP 20MAY22 17.5 C	TGP 20MAY22 17.5 C	54.41	0.00	0.00	0.00
	OPT	ADES 19NOV21 7.5 P	ADES 19NOV21 7.5 P	25.32	0.00	0.00	0.00
	OPT	ZIM 21JAN22 35.0 P	ZIM 21JAN22 35.0 P	3.16	0.00	0.00	0.00
	OPT	FUTU 21JAN22 25.0 P	FUTU 21JAN22 25.0 P	275.32	0.00	0.00	0.00
	OPT	FUTU 21JAN22 21.0 P	FUTU 21JAN22 21.0 P	0.00	-43.52	0.00	0.00
	OPT	FINV 21JAN22 7.5 P	FINV 21JAN22 7.5 P	0.00	-84.05	0.00	0.00
	OPT	QIWI 20MAY22 7.5 P	QIWI 20MAY22 7.5 P	0.00	-16.63	0.00	0.00
	OPT	FINV 21JAN22 12.5 C	FINV 21JAN22 12.5 C	66.20	0.00	0.00	0.00
	OPT	FINV 18JUN21 7.5 P	FINV 18JUN21 7.5 P	100.34	0.00	0.00	0.00
	OPT	FINV 17SEP21 7.5 C	FINV 17SEP21 7.5 C	0.00	-139.72	0.00	0.00
	OPT	FINV 17SEP21 10.0 C	FINV 17SEP21 10.0 C	45.51	-1.13	0.00	0.00
	OPT	FINV 17DEC21 5.0 P	FINV 17DEC21 5.0 P	32.20	0.00	0.00	0.00
	OPT	GEO 17SEP21 9.0 C	GEO 17SEP21 9.0 C	16.68	0.00	0.00	0.00
	OPT	FINV 17DEC21 10.0 C	FINV 17DEC21 10.0 C	0.00	-52.65	0.00	0.00
	OPT	DOLE 20MAY22 17.5 C	DOLE 20MAY22 17.5 C	0.00	-16.94	0.00	0.00
	OPT	CORT 17DEC21 15.0 P	CORT 17DEC21 15.0 P	0.00	-10.56	0.00	0.00
	OPT	BTU 15OCT21 7.0 P	BTU 15OCT21 7.0 P	42.23	0.00	0.00	0.00
	OPT	BABA 21JAN22 90.0 P	BABA 21JAN22 90.0 P	3.05	0.00	0.00	0.00
	OPT	ASPS 17DEC21 12.5 P	ASPS 17DEC21 12.5 P	0.00	-135.64	0.00	0.00
	OPT	AQB 17SEP21 5.0 C	AQB 17SEP21 5.0 C	0.00	-158.85	0.00	0.00
	OPT	AQB 17DEC21 7.5 C	AQB 17DEC21 7.5 C	80.90	0.00	0.00	0.00
	OPT	FUTU 21JAN22 29.0 P	FUTU 21JAN22 29.0 P	69.28	0.00	0.00	0.00
	OPT	FINV 21JAN22 5.0 P	FINV 21JAN22 5.0 P	0.00	-10.89	0.00	0.00
	OPT	GLNG 17DEC21 10.0 P	GLNG 17DEC21 10.0 P	67.96	0.00	0.00	0.00
	OPT	MPW 17DEC21 20.0 C	MPW 17DEC21 20.0 C	0.00	-21.84	0.00	0.00
	OPT	NMM 18MAR22 22.5 P	NMM 18MAR22 22.5 P	115.84	0.00	0.00	0.00
	OPT	NMM 18MAR22 17.5 P	NMM 18MAR22 17.5 P	103.87	0.00	0.00	0.00
	OPT	OHI 17DEC21 34.0 C	OHI 17DEC21 34.0 C	2.46	0.00	0.00	0.00
	OPT	OHI 17DEC21 35.0 C	OHI 17DEC21 35.0 C	54.81	0.00	0.00	0.00
	OPT	OHI 20AUG21 34.0 P	OHI 20AUG21 34.0 P	15.25	0.00	0.00	0.00

	OPT	QFIN 18FEB22 15.0 P	QFIN 18FEB22 15.0 P	139.39	0.00	0.00	0.00
	OPT	QIWI 18FEB22 10.0 C	QIWI 18FEB22 10.0 C	5.51	0.00	0.00	0.00
	OPT	NMM 19NOV21 25.0 P	NMM 19NOV21 25.0 P	50.97	-31.41	0.00	0.00
	OPT	NMM 15OCT21 30.0 P	NMM 15OCT21 30.0 P	115.52	0.00	0.00	0.00
	OPT	AHT 18JUN21 2.5 C	AHT 18JUN21 2.5 C	1.54	0.00	0.00	0.00
	OPT	MAC 21JAN22 7.5 P	MAC 21JAN22 7.5 P	52.72	0.00	0.00	0.00
	OPT	MAC 17SEP21 9.0 P	MAC 17SEP21 9.0 P	32.47	0.00	0.00	0.00
	OPT	JD 17SEP21 60.0 P	JD 17SEP21 60.0 P	15.73	0.00	0.00	0.00
	OPT	GLNG 20AUG21 15.0 C	GLNG 20AUG21 15.0 C	29.51	0.00	0.00	0.00
	OPT	GLNG 18MAR22 10.0 P	GLNG 18MAR22 10.0 P	54.94	0.00	0.00	0.00
	OPT	GLNG 17JUN22 15.0 C	GLNG 17JUN22 15.0 C	0.00	-34.95	0.00	0.00
	OPT	GLNG 17DEC21 15.0 C	GLNG 17DEC21 15.0 C	7.57	0.00	0.00	0.00
	OPT	NMM 19NOV21 30.0 C	NMM 19NOV21 30.0 C	0.00	-74.69	0.00	0.00
		TOTAL 2021-OPT:		1,947.10	-909.97	0.00	0.00
	CASH	USD.HKD	USD.HKD	2,526.65	-2,527.93	0.00	0.00
	CASH	USD.CAD	USD.CAD	4.23	0.00	0.00	0.00
	CASH	CAD.HKD	CAD.HKD	6,643.56	0.00	0.00	0.00
	CASH	EUR.CAD	EUR.CAD	22.15	-2.58	0.00	0.00
	CASH	EUR.GBP	EUR.GBP	23.06	0.00	0.00	0.00
	CASH	EUR.HKD	EUR.HKD	6,673.87	0.00	0.00	0.00
	CASH	EUR.PLN	EUR.PLN	1,544.41	-1,548.47	0.00	0.00
	CASH	EUR.SGD	EUR.SGD	4.75	0.00	0.00	0.00
	CASH	EUR.USD	EUR.USD	554.68	0.00	0.00	0.00
		TOTAL 2021-CASH:		17,997.35	-4,078.98	0.00	0.00
			TOTAL 2021:	31,831.84	-7,797.13	-126.93	-2.86
2022							
	STK	VGG6769T1158	ORCA ENERGY GROUP INC	10.22	0.00	0.00	0.00
	STK	IE0003LFZ4U7	DOLE PLC	74.71	0.00	0.00	0.00
	STK	US98422D1054	XPENG INC. AMERICAN DEPOSITARY SHARES EACH REPRES	20.93	0.00	0.00	0.00

	STK	US88557W1018	360 FINANCE, INC ADS	32.90	0.00	0.00	0.00
	STK	US2546871060	WALT DISNEY CO/THE	0.00	-8.71	0.00	0.00
	STK	US00770C1018	ADVANCED EMISSIONS SOLUTIONS	95.46	0.00	0.00	0.00
	STK	PLMKLAB00023	MAKOLAB SA	0.00	-112.11	0.00	0.00
	STK	MU0456S00006	ALPHAMIN RESOURCES CORP	44.79	0.00	0.00	0.00
	STK	MHY622674098	NAVIOS MARITIME PARTNERS LP	210.30	-2.86	-2.86	0.00
	STK	BMG9456A1009	GOLAR LNG LTD	701.58	0.00	0.00	0.00
	STK	MHY271836006	GLOBAL SHIP LEASE INC-CL A	231.82	0.00	0.00	0.00
	STK	CA85210A1049	SPROTT PHYSICAL URANIUM TRUS	52.56	0.00	0.00	0.00
	STK	ES0105027009	LOGISTA	206.29	0.00	0.00	0.00
		TOTAL 2022-STK:		1,681.56	-123.68	-2.86	0.00
	OPT	FINV 21JAN22 5.0 C	FINV 21JAN22 5.0 C	0.00	-22.31	0.00	0.00
	OPT	SPOT 18FEB22 140.0 P	SPOT 18FEB22 140.0 P	76.36	0.00	0.00	0.00
	OPT	QFIN 18FEB22 17.5 P	QFIN 18FEB22 17.5 P	68.55	0.00	0.00	0.00
	OPT	OHI 17JUN22 30.0 C	OHI 17JUN22 30.0 C	5.70	-19.03	0.00	0.00
	OPT	NMM 18FEB22 22.5 P	NMM 18FEB22 22.5 P	68.53	0.00	0.00	0.00
	OPT	GLNG 17JUN22 12.5 P	GLNG 17JUN22 12.5 P	109.28	0.00	0.00	0.00
	OPT	BABA 18MAR22 85.0 P	BABA 18MAR22 85.0 P	43.47	0.00	0.00	0.00
		TOTAL 2022-OPT:		371.89	-41.34	0.00	0.00
		TOTAL 2022-CASH:		0.00	0.00	0.00	0.00
		TOTAL 2022:		2,053.45	-165.03	-2.86	0.00
Leyenda:							
	STK	Acciones y ETFs					
	OPT	Opciones					
	FUT	Futuros					
	CASH	Forex					

ANEXO: Histórico Transacciones del informe de Pérdidas y Ganancias




Compra/Venta (C-V)	Fecha	Numero	Moneda	Precio accion	Precio transaccion en moneda accion	Precio transaccion (€)	Comision (€)	Valor total transaccion en (€) - Incluye comision AutoFX para DeGiro	Tipo de cambio
ES0171996087-GRIFOLS SA									
C	2020-03-23 10:19:00	29	EUR	28.4	823.6	823.6	-2.41	826.01	1.00000
V	2020-03-30 13:53:00	29	EUR	30.55	885.95	885.95	-2.44	883.51	1.00000
C	2020-03-31 12:15:00	27	EUR	30.5	823.5	823.5	-2.41	825.91	1.00000
C	2020-03-31 16:57:00	20	EUR	30.69	613.8	613.8	-2.31	616.11	1.00000
C	2020-04-07 13:24:00	30	EUR	30	900	900	-2.45	902.45	1.00000
V	2020-04-15 11:57:00	77	EUR	30.66	2360.82	2360.82	-3.18	2357.64	1.00000
C	2020-04-15 16:16:00	30	EUR	29.95	898.5	898.5	-2.43	900.94	1.00000
V	2020-04-16 10:26:00	30	EUR	30.45	913.5	913.5	-2.46	911.04	1.00000
C	2020-04-21 15:42:00	35	EUR	33	1155	1155	-2.58	1157.58	1.00000
V	2020-05-12 15:56:00	35	EUR	29.75	1041.25	1041.25	-2.52	1038.73	1.00000
C	2020-05-22 16:30:00	30	EUR	29.9	897	897	-2.45	899.45	1.00000
V	2020-06-11 09:24:00	30	EUR	27.67	830.1	830.1	-2.42	827.68	1.00000

C	2020-06-25 10:26:00	35	EUR	27.8	973	973	-2.49	975.49	1.00000
V	2020-06-26 09:37:00	35	EUR	28.25	988.75	988.75	-2.49	986.26	1.00000
C	2020-06-29 17:03:00	30	EUR	27.6	828	828	-2.41	830.41	1.00000
C	2020-07-24 09:47:00	40	EUR	25.27	1010.8	1010.8	-2.51	1013.31	1.00000
C	2020-08-05 17:28:00	25	EUR	24.37	609.25	609.25	-2.3	611.55	1.00000
V	2020-10-15 09:57:00	60	EUR	26.6	1596	1596	-2.8	1593.2	1.00000
V	2020-10-15 17:13:00	35	EUR	27.3	955.5	955.5	-2.48	953.02	1.00000
ES0169501030-PHARMA MAR SA									
C	2020-03-26 13:07:00	170	EUR	3.88	659.6	659.6	-2.33	661.93	1.00000
V	2020-03-30 13:54:00	170	EUR	4.16	707.2	707.2	-2.22	704.85	1.00000
C	2020-03-31 12:21:00	180	EUR	4.13	743.4	743.4	-2.37	745.77	1.00000
V	2020-03-31 16:37:00	180	EUR	4.43	797.4	797.4	-2.4	795	1.00000
C	2020-04-07 12:49:00	200	EUR	4.38	876	876	-2.44	878.44	1.00000
V	2020-04-08 15:27:00	200	EUR	4.47	894	894	-2.45	891.55	1.00000
ES0113900J37-SANTANDER									
C	2020-03-30 17:22:00	500	EUR	2.188	1094	1094	-2.55	1096.55	1.00000
V	2020-03-31 09:50:00	500	EUR	2.2685	1134.25	1134.25	-2.57	1131.68	1.00000
C	2020-03-31 17:05:00	450	EUR	2.208	993.6	993.6	-2.5	996.1	1.00000



V	2020-04-07 09:06:00	450	EUR	2.3	1035	1035	-2.52	1032.48	1.00000
FR0013481835-VISIOMED GROUP									
C	2020-04-02 10:41:00	600	EUR	1.06	636	636	-4.01	640.32	1.00000
V	2020-04-14 10:07:00	600	EUR	1.10113333333333	660.68	660.68	-4.08	656.35	1.00000
US4781601046-JOHNSON & JOHNSON COMM									
C	2020-04-06 16:57:00	6	USD	136.69	820.14	760.59	-0.52	761.87	0.92739
V	2020-04-14 15:40:00	6	USD	144.8	868.8	792.63	-0.52	791.32	0.91233
C	2020-04-23 18:44:00	6	USD	155	930	859.84	-0.52	861.22	0.92456
V	2020-05-12 16:09:00	6	USD	150.03	900.18	828.51	-0.52	827.16	0.92039
C	2020-10-16 17:03:00	3	USD	148	444	378.78	-0.51	379.67	0.85310
V	2021-01-14 18:42:00	3	USD	161.5	484.5	398.5	-0.51	397.59	0.82250
US01609W1027-ALIBABA GROUP HOLDING									
C	2020-04-07 16:01:00	4	USD	200.8	803.2	736	-0.51	737.25	0.91634
V	2020-04-14 15:49:00	4	USD	206.3	825.2	752.99	-0.51	751.73	0.91249
C	2020-10-19 16:00:00	2	USD	310	620	526.23	-0.51	527.27	0.84875
C	2020-11-03 18:45:00	1	USD	289.2	289.2	246.74	-0.5	247.49	0.85317
C	2020-11-05 15:58:00	1	USD	284.25	284.25	240.32	-0.5	241.06	0.84545
C	2020-11-10 20:48:00	2	USD	266.98	533.96	451.67	-0.51	452.63	0.84588



C	2020-12-24 16:31:00	2	USD	219.87	439.74	360.56	-0.51	361.43	0.81994
C	2021-02-02 19:59:00	1	USD	257.9	257.9	214.59	-0.5	215.3	0.83209
C	2021-02-23 17:49:00	2	USD	248	496	408.23	-0.51	409.15	0.82305
C	2021-02-25 21:13:00	2	USD	241.5	483	396.42	-0.51	397.33	0.82075
C	2021-04-05 16:01:00	2	USD	224.45	448.9	380.49	-0.51	381.38	0.84760
C	2021-05-13 18:56:00	2	USD	208	416	344.29	-0.51	345.14	0.82761
C	2021-07-23 21:54:00	2	USD	206.3	412.6	350.46	-0.51	351.32	0.84940
C	2021-08-12 13:22:02	2	USD	190.58	381.16	324.94652	-0.85252	325.79904	0.85252
V	2021-11-18 15:39:15	2	USD	144	288	253.24128	-0.88081	252.36047	0.87931
V	2021-11-18 21:23:00	19	USD	143	2717	2389.41	-0.57	2386.45	0.87943
ES0118594417-INDRA A									
C	2020-04-09 12:25:00	120	EUR	8.22	986.4	986.4	-2.49	988.89	1.00000
V	2020-04-14 10:05:00	120	EUR	8.45	1014	1014	-2.51	1011.49	1.00000
US3755581036-GILEAD SCIENCES INC									
C	2020-04-14 09:24:00	12	EUR	69.76	837.12	837.12	-4.42	841.54	1.00000
V	2020-04-17 09:39:00	12	EUR	82	984	984	-4.49	979.51	1.00000
GB00BDCPN049-COCA-COLA EUROPEAN PARTNERS									
C	2020-04-14 14:11:00	25	EUR	38.65	966.25	966.25	-2.48	968.73	1.00000



V	2020-04-27 17:11:00	25	EUR	38	950	950	-2.48	947.52	1.00000
DE0007164600-SAP SE									
C	2020-04-16 16:35:00	9	EUR	109.2	982.8	982.8	-4.49	987.29	1.00000
V	2020-04-17 09:25:00	9	EUR	113.1	1017.9	1017.9	-4.51	1013.39	1.00000
C	2020-10-26 11:57:00	4	EUR	102	408	408	-4.2	412.2	1.00000
V	2020-12-16 16:32:00	4	EUR	102.3	409.2	409.2	-4.2	405	1.00000
CH0012032113-ROCHE HOLDING AG									
C	2020-04-20 13:55:00	3	CHF	324.4	973.2	925.36	-4.46	930.75	0.95084
V	2020-05-12 16:09:00	3	CHF	347.4	1042.2	990.97	-4.5	985.48	0.95084
C	2020-05-13 17:02:00	3	CHF	348	1044	992.49	-4.5	997.98	0.95066
V	2020-06-05 16:31:00	3	CHF	332	996	914.52	-4.46	909.15	0.91819
ES0148396007-INDITEX									
C	2020-04-20 16:59:00	35	EUR	25	875	875	-2.44	877.44	1.00000
V	2020-05-12 15:58:00	35	EUR	23.9	836.5	836.5	-2.42	834.08	1.00000
C	2020-05-13 17:01:00	40	EUR	23.59	943.6	943.6	-2.47	946.07	1.00000
V	2020-05-29 14:44:00	40	EUR	25.37	1014.8	1014.8	-2.51	1012.29	1.00000
C	2020-09-17 12:22:00	25	EUR	25.35	633.75	633.75	-2.04	636.07	1.00000
V	2020-11-09 13:49:00	25	EUR	25.9	647.5	647.5	-2.32	645.18	1.00000

C	2022-02-16 10:09:00	28	EUR	25.2	705.6	705.6	-0.5	706.1	1.00000
ES0105066007-CELLNEX TELECOM SAU									
C	2020-04-28 12:52:00	20	EUR	49	980	980	-2.49	982.49	1.00000
V	2020-05-12 15:58:00	20	EUR	50.9	1018	1018	-2.51	1015.49	1.00000
C	2020-05-14 16:54:00	20	EUR	50.76	1015.2	1015.2	-2.51	1017.71	1.00000
V	2020-06-11 09:21:00	20	EUR	48.82	976.4	976.4	-2.49	973.91	1.00000
US55315J1025-MMC NORILSK NICKEL PJSC-ADR									
C	2020-05-18 09:13:00	35	USD	28.2	987	907.92	-4.45	913.28	0.91988
V	2020-06-04 16:55:00	35	USD	28.93	1012.55	892.9	-4.45	887.56	0.88183
C	2020-06-05 11:49:00	35	USD	29.55	1034.25	912.76	-4.46	918.13	0.88253
V	2020-06-11 09:27:00	35	USD	28.75	1006.25	886.17	-4.44	880.84	0.88067
C	2020-07-29 12:09:00	37	USD	27.2	1006.4	856.22	-4.43	861.51	0.85077
V	2020-12-02 13:25:00	17	USD	30	510	423.31	-4.21	418.68	0.83001
C	2021-01-22 16:10:00	15	USD	34.9	523.5	429.91	-4.22	434.56	0.82122
C	2021-02-23 10:08:00	18	USD	35.12	632.16	520.17	-4.26	524.95	0.82284
C	2021-02-25 14:19:00	16	USD	31.9	510.4	417.47	-4.21	422.1	0.81793
V	2021-07-19 11:57:00	30	USD	33.8	1014	860.93	-4.43	855.64	0.84904
C	2021-09-16 17:13:00	20	USD	32.13	642.6	546.29	-4.27	551.11	0.85012

C	2021-10-11 15:20:00	15	USD	31.7	475.5	411.12	-4.21	415.74	0.86460
V	2021-12-22 09:12:00	74	USD	29.7	2197.8	1949.45	-4.4	1940.18	0.88700
GB00B0CTWC01-ETFS BRENT OIL SEC									
C	2020-05-18 16:14:00	70	EUR	14.07	984.9	984.9	0	984.9	1.00000
C	2020-05-22 09:37:00	60	EUR	13.85	831	831	-2.25	833.25	1.00000
V	2020-05-29 14:44:00	60	EUR	13.8	828	828	-2.25	825.75	1.00000
V	2020-06-05 09:05:00	70	EUR	15.4	1078	1078	0	1078	1.00000
FR0000051732-ATOS									
C	2020-05-20 12:43:00	15	EUR	63.2	948	948	-4.47	952.47	1.00000
V	2020-06-11 09:21:00	15	EUR	69.2	1038	1038	-4.52	1033.48	1.00000
C	2020-06-16 12:02:00	15	EUR	73.7	1105.5	1105.5	-4.55	1110.05	1.00000
V	2020-06-26 09:33:00	15	EUR	76.5	1147.5	1147.5	-4.57	1142.93	1.00000
C	2020-07-01 10:26:00	10	EUR	76.4	764	764	-4.38	768.38	1.00000
V	2020-07-20 16:17:00	10	EUR	77.8	778	778	-4.39	773.61	1.00000
DE000A0N62F2-WISDOMTREE METAL SECURITIES LTD									
C	2020-05-21 12:24:00	62	EUR	14.7	911.4	911.4	0	911.4	1.00000
V	2020-06-11 09:25:00	62	EUR	14.769032258065	915.68	915.68	0	915.68	1.00000
AU000000LYC6-LYNAS RARE EARTHS LTD.									

C	2020-05-22 13:08:00	700	EUR	1.26	882	882	-8.29	890.29	1.00000
V	2020-06-04 17:35:00	700	EUR	1.27	889	889	-8.3	880.7	1.00000
ES0113860A34-B. SABADELL									
C	2020-05-25 12:59:00	2500	EUR	0.2781	695.25	695.25	-2.35	697.6	1.00000
V	2020-05-27 16:33:00	2500	EUR	0.311	777.5	777.5	-2.39	775.11	1.00000
JE00B7305Z55-ETFS EUR DAILY HEDGED BRENT CRUDE									
C	2020-05-29 14:46:00	500	EUR	1.8586	929.3	929.3	-2.28	931.58	1.00000
V	2020-06-11 09:34:00	500	EUR	2.0975	1048.75	1048.75	-2.31	1046.44	1.00000
ES0105027009-LOGISTA									
C	2020-06-03 16:40:00	60	EUR	16.94	1016.4	1016.4	-2.51	1018.91	1.00000
V	2020-06-11 09:33:00	60	EUR	16.1	966	966	-2.48	963.52	1.00000
C	2020-08-14 16:15:00	45	EUR	15.78	710.1	710.1	-2.36	712.46	1.00000
C	2020-10-01 09:55:00	30	EUR	14.56	436.8	436.8	-2.22	439.02	1.00000
C	2021-11-05 12:19:00	20	EUR	18.19	363.8	363.8	-2.18	365.98	1.00000
V	2022-02-01 12:51:00	95	EUR	18.15	1724.25	1724.25	-0.5	1723.75	1.00000
ES0130670112-ENDESA									
C	2020-06-03 16:42:00	40	EUR	22.6	904	904	-2.45	906.45	1.00000
V	2020-06-11 09:24:00	40	EUR	21.53	861.2	861.2	-2.43	858.77	1.00000
CA53680Q2071-LITHIUM AMERICAS CORP.									

C	2020-06-04 15:38:00	200	EUR	4.4	880	880	-8.29	888.29	1.00000
V	2020-06-11 09:28:00	51	EUR	3.8560784313725	196.66	196.66	-7.68	188.98	1.00000
V	2020-06-11 09:33:00	149	EUR	3.8540268456376	574.25	574.25	-8.02	566.23	1.00000
ES0173093024-RED ELECTRICA CORPORACION SA									
C	2020-06-16 12:30:00	60	EUR	16.95	1017	1017	-2.51	1019.51	1.00000
V	2020-06-26 09:34:00	60	EUR	17.44	1046.4	1046.4	-2.52	1043.88	1.00000
ES0105075008-EUSKALTEL SA									
C	2020-06-16 12:37:00	120	EUR	7.85	942	942	-2.47	944.47	1.00000
V	2020-06-26 10:32:00	120	EUR	8.06	967.2	967.2	-2.48	964.72	1.00000
C	2020-07-24 12:47:00	100	EUR	8	800	800	-2.4	802.4	1.00000
V	2020-11-23 17:19:00	50	EUR	8.4	420	420	-2.21	417.79	1.00000
V	2020-12-30 15:24:00	50	EUR	9.04	452	452	-2.23	449.77	1.00000
GB0009895292-ASTRAZENECA PLC									
C	2020-06-17 11:48:00	10	EUR	96.17	961.7	961.7	-4.48	966.18	1.00000
V	2020-07-20 14:07:00	10	EUR	107.9	1079	1079	-4.54	1074.46	1.00000
ES0177542018-INT.AIRL.GRP									
C	2020-06-25 11:27:00	200	EUR	2.548	509.6	509.6	-2.25	511.85	1.00000
V	2020-06-26 09:44:00	200	EUR	2.59	518	518	-2.26	515.74	1.00000
ES0116870314-NATURGY ENERGY GROUP SA									




C	2020-07-01 11:45:00	50	EUR	16.5	825	825	-2.41	827.41	1.00000
V	2020-07-13 13:12:00	50	EUR	16.93	846.5	846.5	-2.42	844.08	1.00000
C	2020-07-21 10:00:00	50	EUR	17.18	859	859	-2.43	861.43	1.00000
V	2020-10-22 17:20:00	25	EUR	17.6	440	440	-2.22	437.78	1.00000
V	2020-10-26 12:41:00	25	EUR	17.6	440	440	-2.22	437.78	1.00000
ES0172708234-EZENTIS									
C	2020-07-02 10:14:00	2500	EUR	0.337504	843.76	843.76	-2.01	846.18	1.00000
V	2020-07-13 13:14:00	2500	EUR	0.36	900	900	-2.45	897.55	1.00000
ES0165386014-SOLARIA									
C	2020-07-03 12:25:00	70	EUR	12.13	849.1	849.1	-2.42	851.52	1.00000
V	2020-07-13 13:12:00	70	EUR	12.83	898.1	898.1	-2.45	895.65	1.00000
ES0105385001-SOLARPACK CORP TECNOLOGICA S									
C	2020-07-21 11:45:00	55	EUR	16.65	915.75	915.75	-2.2	918.21	1.00000
V	2020-09-30 13:30:00	25	EUR	16.7	417.5	417.5	-2.21	415.29	1.00000
V	2020-10-01 11:55:00	30	EUR	16.85	505.5	505.5	-2.25	503.25	1.00000
US8288061091-SIMON PROPERTY GROUP									
C	2020-08-11 17:38:00	13	USD	68	884	750.43	-0.54	751.72	0.84890
V	2021-06-14 21:46:00	13	USD	133	1729	1426.69	-0.54	1424.72	0.82515
GB00BL0L5G04-ADRIATIC METAL.									

C	2020-08-17 10:51:00	440	GBP	1.47	646.8	715.24	-4.36	720.32	1.10582
C	2021-04-01 10:18:48	300	GBP	1.185	355.5	417.5703	-7.0476	424.6179	1.1746
C	2021-06-29 07:37:40	220	GBP	1.365	300.3	349.30896	-6.9792	356.28816	1.1632
C	2021-10-15 09:54:02	250	GBP	1.525	381.25	451.93375	-3.5562	455.48995	1.1854
C	2021-10-18 08:03:11	220	GBP	1.49	327.8	387.59072	-3.5472	391.13792	1.1824
C	2021-11-23 12:18:00	250	GBP	1.45	362.5	430.42	-4.21	435.06	1.18736
C	2022-02-03 08:50:32	300	GBP	1.23	369	438.6672	-3.5664	442.2336	1.1888
BMG6955J1036-PAX GLOBAL TECHNOLOGY LTD									
C	2020-08-25 08:42:00	2000	HKD	4.95	9900	1082.24	-10.65	1093.97	0.10932
C	2020-11-12 08:30:00	1000	HKD	4.75	4750	520.42	-10.31	531.25	0.10956
V	2020-11-24 08:43:00	2000	HKD	5.07	10140	1103.75	-10.66	1091.99	0.10885
V	2020-11-27 06:50:00	1000	HKD	5.19	5190	561.44	-10.34	550.54	0.10818
C	2021-08-23 02:51:13	1000	HKD	9.02	9020	985.435	-1.9665	987.4015	0.10925
C	2021-11-26 02:53:53	1000	HKD	6.4	6400	725.056	-2.03922	727.09522	0.11329
C	2021-12-10 02:07:55	1000	HKD	5.71	5710	647.0001	-2.03958	649.03968	0.11331
C	2021-12-29 02:57:52	1000	HKD	5.35	5350	604.657	-2.03436	606.69136	0.11302
US88160R1014-TESLA MOTORS INC. - C									
C	2020-08-31 18:21:00	2	USD	480	960	803.55	-0.51	804.86	0.83703

V	2020-11-20 17:58:00	2	USD	494.04	988.08	833.26	-0.51	831.92	0.84331
BMG9078F1077-TRITON INTERNATIONAL L									
C	2020-09-15 18:12:00	20	USD	37.35	747	630.43	-0.57	631.63	0.84395
V	2021-02-25 20:08:00	20	USD	57.8	1156	948.63	-0.57	947.11	0.82061
ES0105293007-GREENALIA SA									
C	2020-09-16 16:24:00	50	EUR	12.45	622.5	622.5	-2.02	624.81	1.00000
V	2020-10-06 10:51:00	50	EUR	12.9	645	645	-2.32	642.68	1.00000
MHY481251012-KNOT OFFSHORE PARTNERS									
C	2020-09-17 17:35:00	50	USD	13.1	655	553.96	-0.53	555.18	0.84574
V	2021-07-15 19:05:00	50	USD	19.8	990	838.91	-0.67	837.4	0.84739
ES0130960018-ENAGAS									
C	2020-09-30 15:07:00	30	EUR	20.07	602.1	602.1	-2.3	604.4	1.00000
C	2020-12-18 12:58:00	22	EUR	19.25	423.5	423.5	-2.21	425.71	1.00000
C	2020-12-21 17:35:00	20	EUR	17.945	358.9	358.9	-2.18	361.08	1.00000
V	2021-08-06 14:22:00	72	EUR	19.6	1411.2	1411.2	-2.71	1408.49	1.00000
ES0164180012-MIQUEL COST.									
C	2020-10-02 17:28:00	45	EUR	12.82	576.9	576.9	-2.29	579.19	1.00000
V	2021-04-16 11:33:00	45	EUR	14.9	670.5	670.5	-2.34	668.16	1.00000
US88579Y1010-3M COMPANY COMMON STOC									

C	2020-10-02 19:43:00	3	USD	160.9	482.7	412	-0.51	412.92	0.85353
C	2021-01-29 18:54:00	2	USD	175.35	350.7	288.95	-0.51	289.75	0.82393
V	2021-02-26 20:57:00	5	USD	175.474	877.37	726.06	-0.51	724.81	0.82754
US7561091049-REALTY INCOME CORPORAT									
C	2020-10-05 18:08:00	6	USD	63	378	320.75	-0.52	321.59	0.84854
C	2021-01-25 19:45:00	10	USD	60.6	606	499.14	-0.53	500.17	0.82366
V	2021-03-09 15:52:00	16	USD	60.82	973.12	817.82	-0.55	816.45	0.84041
US98422D1054-XPENG INC. AMERICAN DEPOSITARY SHARES EACH REPRESENTS									
C	2020-10-06 16:34:00	40	USD	20.05	802	680.41	-0.64	681.73	0.84839
V	2020-11-30 19:18:00	40	USD	58.1	2324	1944.61	-0.63	1942.04	0.83675
C	2020-12-01 16:05:00	11	USD	58	638	531.98	-0.54	533.05	0.83382
C	2021-02-04 17:46:00	8	USD	47.4	379.2	316.71	-0.53	317.56	0.83521
V	2021-02-22 21:44:00	19	USD	38	722	593.9	-0.56	592.75	0.82257
C	2022-02-03 14:09:32	10	USD	35.2	352	307.70432	-0.87416	308.57848	0.87416
V	2022-02-04 15:33:00	10	USD	37.4	374	326.61794	-0.87611	325.74183	0.87331
C	2022-02-22 15:23:02	20	USD	34.8	696	614.55408	-0.88298	615.43706	0.88298
V	2022-02-25 13:51:26	20	USD	34.95	699	620.09688	-0.89259	619.20429	0.88712
US46284V1017-IRON MOUNTAIN INCORPORATED									

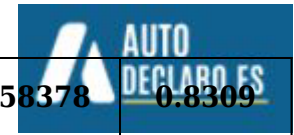


C	2020-10-06 20:49:00	15	USD	27.35	410.25	348.08	-0.55	348.98	0.84846
V	2020-10-14 18:06:00	15	USD	27.5	412.5	350.83	-0.55	349.93	0.85048
ES0134950F36-FAES									
C	2020-10-14 14:10:00	125	EUR	3.28	410	410	-2.21	412.21	1.00000
V	2020-11-04 15:42:00	125	EUR	3.4	425	425	-2.21	422.79	1.00000
US4581401001-INTEL CORPORATION - CO									
C	2020-10-15 17:38:00	10	USD	53.35	533.5	455.94	-0.53	456.93	0.85463
C	2020-10-23 15:30:00	7	USD	48.37	338.59	285.73	-0.52	286.54	0.84388
V	2021-01-12 16:27:00	17	USD	53	901	741.02	-0.56	739.72	0.82244
US7223041028-PINDUODUO INC. - AMERI									
C	2020-10-15 18:37:00	6	USD	82.49	494.94	423.24	-0.52	424.18	0.85514
V	2020-11-30 19:18:00	6	USD	136.93	821.58	687.4	-0.52	686.19	0.83668
US46591M1099-JOYY INC									
C	2020-10-15 20:06:00	5	USD	80	400	342	-0.52	342.86	0.85499
V	2020-11-18 20:47:00	5	USD	78.77	393.85	331.94	-0.52	331.09	0.84282
C	2020-11-18 20:58:00	4	USD	75.92	303.68	255.99	-0.51	256.76	0.84296
V	2020-11-19 15:30:00	4	USD	84	336	284.17	-0.51	283.38	0.84574
US8621211007-STORE CAPITAL CORPORAT									
C	2020-10-16 16:37:00	17	USD	27.15	461.55	393.58	-0.56	394.53	0.85273

V	2020-12-15 19:35:00	17	USD	32.74	556.58	457.75	-0.56	456.73	0.82244
C	2021-01-25 21:14:00	27	USD	32.2	869.4	716.26	-0.59	717.57	0.82386
V	2021-02-12 21:59:00	27	USD	32.9	888.3	732.98	-0.59	731.66	0.82515
US25400W1027-DIGITAL TURBINE INC.									
C	2020-10-19 16:08:00	10	USD	39	390	331.21	-0.53	332.07	0.84926
V	2020-11-23 17:31:00	10	USD	40.05	400.5	338.83	-0.53	337.96	0.84602
VG2506391011-DESWELL INDUSTRIES IN									
C	2020-10-20 21:02:00	150	USD	2.75	412.5	348.74	-0.84	350.1	0.84538
V	2020-10-22 19:11:00	150	USD	2.9	435	367.96	-1.01	366.58	0.84588
US00206R1023-AT&T INC.									
C	2020-10-23 18:57:00	10	USD	27.9	279	235.6	-0.53	236.37	0.84445
V	2021-01-07 20:36:00	10	USD	30	300	244.56	-0.53	243.79	0.81520
FR0013263878-UMANIS									
C	2020-10-28 13:56:00	85	EUR	5.3	450.5	450.5	-4.23	454.73	1.00000
V	2020-11-18 14:05:00	85	EUR	5.98	508.3	508.3	-4.21	504.05	1.00000
US36162J1060-GEO GROUP INC (THE) RE									
C	2020-10-28 18:13:00	45	USD	8.1	364.5	310.27	-0.65	311.23	0.85121
C	2020-11-04 16:02:00	30	USD	8.35	250.5	213.88	-0.6	214.69	0.85383
C	2021-01-22 16:43:00	50	USD	8.25	412.5	338.86	-0.66	339.86	0.82149

V	2021-02-01 15:57:00	125	USD	8.75	1093.75	904.52	-0.91	902.71	0.82699
C	2021-03-31 13:38:40	55	USD	7.73	425.15	362.44038	-0.8525	363.29288	0.8525
C	2021-04-01 09:50:58	45	USD	7.665	344.925	292.86892	-0.84908	293.718	0.84908
V	2021-04-07 10:35:33	100	USD	6.325	632.5	532.78638	-0.85509	531.93128	0.84235
US00287Y1091-ABBVIE INC. COMMON STO									
C	2020-10-30 19:26:00	4	USD	84.3	337.2	289.54	-0.51	290.34	0.85866
V	2021-02-04 16:42:00	4	USD	105.93	423.72	353.93	-0.51	353.07	0.83528
US5543821012-MACERICH COMPANY (THE)									
C	2020-11-06 17:22:00	50	USD	7	350	294.46	-0.67	295.42	0.84133
V	2021-01-25 17:21:00	50	USD	17.15	857.5	707.04	-0.67	705.66	0.82454
US2091151041-CONSOLIDATED EDISON I									
C	2020-11-06 19:43:00	5	USD	77.46	387.3	325.96	-0.52	326.81	0.84161
C	2021-01-22 21:23:00	5	USD	68.94	344.7	283.24	-0.52	284.04	0.82169
V	2021-03-01 20:59:00	10	USD	67.55	675.5	560.67	-0.53	559.58	0.83001
GB00BJFFLV09-CRODA INTL.									
C	2020-11-09 14:19:00	7	GBP	64	448	496.95	-4.25	501.7	1.10926
V	2021-01-21 10:41:00	7	GBP	63.5	444.5	502.94	-4.25	498.19	1.13147
US47215P1066-JD.COM INC. - AMERICA									
C	2020-11-18 18:50:00	5	USD	85.8	429	361.42	-0.52	362.3	0.84246

V	2021-01-05 17:01:00	5	USD	93.25	466.25	379.81	-0.52	378.91	0.81460
C	2021-05-19 14:12:49	5	USD	70.4673	352.3365	289.38101	-0.82132	290.20233	0.82132
V	2021-06-01 14:51:38	5	USD	78.45	392.25	321.15861	-0.82089	320.33772	0.81876
C	2021-06-22 15:51:38	7	USD	73.5	514.5	430.85259	-0.83742	431.69001	0.83742
C	2021-06-23 12:14:15	5	USD	73.1373	365.6865	306.60253	-0.83843	307.44096	0.83843
C	2021-07-06 12:20:13	4	USD	72.698	290.792	245.95187	-0.8458	246.79767	0.8458
C	2021-07-23 13:29:59	5	USD	71.6	358	304.10668	-0.84946	304.95614	0.84946
V	2021-09-15 13:28:59	21	USD	75.8	1591.8	1347.17218	-0.85531	1346.31687	0.84632
US3703341046-GENERAL MILLS INC. CO									
C	2020-11-18 19:01:00	7	USD	61.45	430.15	362.42	-0.52	363.3	0.84253
V	2021-03-02 20:51:00	7	USD	55.27	386.89	320.19	-0.52	319.35	0.82761
US02209S1033-ALTRIA GROUP INC.									
C	2020-11-20 20:55:00	13	USD	40	520	438.52	-0.54	439.5	0.84331
V	2021-01-21 21:09:00	13	USD	42.05	546.65	449.44	-0.54	448.45	0.82217
C	2021-03-29 12:41:02	10	USD	51.8	518	440.28964	-0.84998	441.13962	0.84998
C	2021-03-30 13:47:40	7	USD	51.4	359.8	307.10729	-0.85355	307.96084	0.85355
V	2021-04-16 10:12:54	17	USD	52	884	737.698	-0.83995	736.85805	0.8345
C	2021-04-20 10:54:07	8	USD	45.82	366.56	304.55271	-0.83084	305.38355	0.83084



V	2021-04-21 12:43:56	8	USD	47.752	382.016	317.41709	-0.83331	316.58378	0.8309
C	2021-06-16 14:04:10	12	USD	47.299	567.588	473.18109	-0.83367	474.01476	0.83367
V	2021-07-12 13:07:09	12	USD	47.5	570	480.5841	-0.84678	479.73732	0.84313
CA29250N1050-ENBRIDGE INC COMMON ST									
C	2020-11-20 20:57:00	15	USD	29.2	438	369.4	-0.55	370.32	0.84338
V	2021-01-26 16:33:00	15	USD	34.75	521.25	428.27	-0.55	427.29	0.82163
LT0000128621-INTER RAO LIETUVA AB									
C	2020-11-23 09:50:00	200	PLN	15.4	3080	690.19	-5.24	696.98	0.22410
V	2021-02-23 09:54:00	200	PLN	19.829	3965.8	880.41	-5.41	873.12	0.22199
NL0011794037-AHOLD DELHAIZE									
C	2020-11-24 10:35:00	20	EUR	23.26	465.2	465.2	-4.23	469.43	1.00000
C	2021-02-18 14:59:00	18	EUR	22.5	405	405	-4.2	409.2	1.00000
C	2021-04-13 13:41:00	19	EUR	23.04	437.76	437.76	-4.22	441.98	1.00000
V	2021-10-08 17:03:00	54	EUR	29.1	1571.4	1571.4	-4.79	1566.61	1.00000
V	2021-10-11 15:14:00	3	EUR	28.92	86.76	86.76	-4.04	82.72	1.00000
AU000000GRR8-GRANGE RES.									
C	2020-11-24 10:55:00	156	EUR	0.18198717948718	28.39	28.39	-7.53	35.92	1.00000
C	2020-11-24 10:55:00	1900	EUR	0.18	342	342	-7.81	349.81	1.00000

V	2020-11-24 11:32:00	2056	EUR	0.15399805447471	316.62	316.62	-7.78	308.84	1.00000
C	2020-11-25 00:13:00	2050	AUD	0.27	553.5	342.53	-10.21	353.08	0.61885
V	2021-08-05 07:17:00	2050	AUD	0.715	1465.75	915.75	-10.55	904.28	0.62477
MHY8564M1057-TEEKAY LNG PARTNERS L.									
C	2020-11-24 17:53:00	40	USD	12.52	500.8	421.69	-0.63	422.74	0.84203
V	2021-02-18 17:58:00	40	USD	13.1	524	433.85	-0.63	432.79	0.82795
C	2021-04-29 10:32:17	30	USD	15.4	462	381.18234	-0.82507	382.00741	0.82507
C	2021-04-30 15:38:19	22	USD	14.92	328.24	273.07927	-0.83195	273.91122	0.83195
C	2021-05-19 10:10:40	20	USD	15	300	246.396	-0.82132	247.21732	0.82132
C	2021-06-14 14:00:48	26	USD	15.45	401.7	331.43464	-0.82508	332.25972	0.82508
C	2021-06-17 11:53:08	15	USD	15.01	225.15	189.09448	-0.83986	189.93434	0.83986
V	2021-10-04 10:42:23	113	USD	17.05	1926.65	1657.97866	-0.88058	1657.09808	0.86055
US75513E1010-RAYTHEON TECHNOLOGIES CORPORATION COMMON STOCK									
C	2020-11-24 19:20:00	6	USD	74.6	447.6	376.96	-0.52	377.86	0.84218
C	2021-01-26 21:35:00	6	USD	67.61	405.66	333.44	-0.52	334.29	0.82196
C	2021-01-27 20:35:00	5	USD	65.83	329.15	271.89	-0.52	272.68	0.82604
C	2021-08-30 15:19:12	4	USD	85.05	340.2	288.38074	-0.84768	289.22842	0.84768
V	2021-09-22 11:17:33	4	USD	85.1	340.4	291.24284	-0.85748	290.38535	0.85559

V	2021-09-22 16:57:00	17	USD	85	1445	1231.67	-0.51	1229.88	0.85237
US7181721090-PHILIP MORRIS INTERNAT									
C	2020-11-27 16:12:00	5	USD	76.2	381	319.12	-0.52	319.96	0.83759
V	2020-12-23 19:52:00	5	USD	82.4	412	338.2	0	337.86	0.82088
US58933Y1055-MERCK & COMPANY INC.									
C	2020-11-27 16:13:00	5	USD	79.86	399.3	334.37	-0.52	335.22	0.83738
V	2021-03-02 20:54:00	5	USD	73.03	365.15	302.13	-0.52	301.31	0.82740
US73933H1014-POWER REIT									
C	2020-12-01 16:17:00	18	USD	27.7	498.6	415.6	-0.56	416.58	0.83354
V	2021-02-19 17:02:00	18	USD	43.5	783	645.83	-0.56	644.62	0.82481
BE0003816338-EURONAV NV ORDINARY SH									
C	2020-12-02 16:03:00	50	USD	7.8	390	322.58	-0.67	323.57	0.82713
C	2021-01-22 16:19:00	70	USD	8.09	566.3	464.9	-0.73	466.09	0.82095
V	2021-01-26 16:41:00	120	USD	8.14	976.8	802.43	-0.83	800.73	0.82149
US0905722072-BIO-RAD LABORATORIES									
C	2020-12-02 16:03:00	1	USD	551	551	455.75	-0.5	456.71	0.82713
V	2021-01-21 18:07:00	1	USD	590	590	485.88	-0.5	484.89	0.82352
US8170705011-SENECA FOODS CORP. - C									
C	2020-12-02 16:28:00	10	USD	42.17	421.7	348.66	-0.53	349.54	0.82679

C	2021-01-08 19:20:00	7	USD	38.95	272.65	223.26	-0.51	224.01	0.81887
V	2021-02-05 21:42:00	17	USD	41.6	707.2	587.08	-0.53	585.93	0.83015
US63633D1046-NATIONAL HEALTH INVEST									
C	2020-12-02 16:52:00	10	USD	65.6	656	542.6	-0.53	543.67	0.82713
C	2021-01-07 16:07:00	6	USD	68	408	332.84	-0.52	333.69	0.81579
C	2021-01-26 16:53:00	10	USD	66.5	665	546.43	-0.53	547.51	0.82169
C	2021-05-11 15:05:45	7	USD	68.4	478.8	394.12422	-0.82315	394.94737	0.82315
V	2021-07-09 19:55:00	7	USD	66.8	467.6	393.9	-0.52	392.99	0.84239
V	2021-08-10 13:11:14	7	USD	63.6	445.2	379.84464	-0.85585	378.98879	0.8532
V	2021-08-10 18:36:00	19	USD	63.4	1204.6	1027.82	-0.56	1026.23	0.85324
CA45780E1007-INOVALIS REAL ESTATE INVESTM									
C	2020-12-04 16:50:00	100	CAD	8.9	890	572.72	-2.64	575.93	0.64350
V	2021-01-26 17:32:00	100	CAD	9.48	948	613.39	-2.65	610.13	0.64704
VGG456671053-HOLLYSYS AUTOMATION TE									
C	2020-12-04 17:08:00	30	USD	12.24	367.2	302.35	-0.6	303.25	0.82338
C	2021-01-14 21:57:00	25	USD	14.5	362.5	298.04	-0.58	298.92	0.82217
V	2021-01-25 19:24:00	55	USD	14.45	794.75	654.49	-0.68	653.16	0.82352
US16965P2020-CHIPMOS TECHNOLOGIES I									

C	2020-12-04 18:28:00	13	USD	24.95	324.35	267.09	-0.54	267.9	0.82345
C	2021-01-12 16:58:00	15	USD	25.75	386.25	317.67	-0.55	318.54	0.82244
V	2021-01-22 18:49:00	28	USD	26.52	742.56	610.36	-0.59	609.16	0.82196
US29667K3068-ESPORTS ENTERTAINMENT GROUP INC. - COMMON STOCK									
C	2020-12-07 17:21:00	60	USD	4.9	294	242.31	-0.7	243.25	0.82420
C	2021-01-08 19:42:00	50	USD	7.35	367.5	301.28	-0.66	302.24	0.81981
V	2021-02-08 16:50:00	110	USD	11.556363636364	1271.2	1054.94	-0.83	1053.03	0.82988
GB0002162385-AVIVA									
C	2020-12-08 17:02:00	100	GBP	3.285	328.5	362.42	-4.18	366.96	1.10327
V	2021-01-12 16:22:00	100	GBP	3.475	347.5	389.05	-4.19	384.47	1.11957
US0153511094-ALEXION PHARMACEUTICAL									
C	2020-12-10 19:57:00	4	USD	119	476	392.58	-0.51	393.48	0.82474
V	2020-12-22 21:27:00	4	USD	153.5	614	505.18	-0.51	504.16	0.82277
ES0170884417-PRIM									
C	2020-12-11 16:20:00	75	EUR	9.42	706.5	706.5	-2.35	708.85	1.00000
V	2021-01-22 16:34:00	75	EUR	9.56	717	717	-2.36	714.64	1.00000
US31810T1016-FINVOLUTION GROUP AMERICAN DEPOSITARY SHARES									
C	2020-12-15 18:58:00	165	USD	2.19	361.35	297.14	-1.04	298.48	0.82230
C	2021-01-28 16:17:00	100	USD	3.44	344	283.36	-0.83	284.47	0.82372

V	2021-02-19 16:45:00	265	USD	7	1855	1529.52	-1.37	1526.62	0.82454
C	2021-03-26 12:24:05	100	USD	6.8173	681.73	578.03205	-0.84789	578.87994	0.84789
V	2021-07-06 10:06:22	100	USD	8.35	835	706.243	-0.85947	705.38353	0.8458
C	2021-07-08 12:49:29	60	USD	7.95	477	402.66909	-0.84417	403.51326	0.84417
C	2021-07-23 15:52:59	50	USD	7.14	357	303.25722	-0.84946	304.10668	0.84946
C	2022-01-27 12:50:19	100	USD	3.63	363	325.70538	-0.89726	326.60264	0.89726
US739RGT0178-POWER REIT - NON TRADEABLE									
C	2020-12-24 00:00:00	18	USD	0	0	0	0	0	0.82061
V	2021-01-22 10:06:00	18	USD	0	0	0	0	0	0.82183
GB0008754136-TATE & LYLE									
C	2020-12-24 12:18:00	70	GBP	6.75	472.5	527.05	-4.26	531.84	1.11544
V	2021-03-01 12:46:00	70	GBP	7.36	515.2	597.17	-4.23	592.27	1.15955
DE000A3H2200-NAGARRO SE									
C	2020-12-30 13:18:00	6	EUR	89	534	534	-4.27	538.27	1.00000
C	2021-01-15 11:43:00	6	EUR	77	462	462	-4.23	466.23	1.00000
C	2021-05-06 10:48:17	5	EUR	85.6	428	428	-4	432	1
V	2021-08-25 04:18:24	5	EUR	140	700	700	-3	697	1
C	2022-01-25 12:32:00	3	EUR	148	444	444	-4.4	448.4	1.00000

GB0031215220-CARNIVAL									
C	2020-12-31 13:08:00	30	GBP	13.71	411.3	457.46	-4.23	462.15	1.11222
V	2021-02-05 15:48:00	30	GBP	13.745	412.35	470.88	-4.24	466.17	1.14194
US1101221083-BRISTOL-MYERS SQUIBB C									
C	2021-01-04 20:18:00	10	USD	60.98	609.8	497.88	-0.53	498.91	0.81646
V	2021-02-25 20:50:00	10	USD	62.4	624	512.15	-0.53	511.11	0.82075
GB0007655037-S & U									
C	2021-01-12 16:21:00	28	GBP	22	616	689.11	-4.34	694.14	1.11869
C	2021-01-27 11:54:00	20	GBP	21.1	422	477.97	-4.24	482.69	1.13263
C	2021-02-16 15:45:00	20	GBP	22.2	444	508.82	-4.25	513.58	1.14599
C	2021-03-08 15:33:00	20	GBP	22.1	442	514.85	-4.26	519.62	1.16482
C	2021-05-07 16:30:00	13	GBP	26.9	349.7	402.18	-4.2	406.78	1.15008
C	2021-07-14 10:40:50	15	GBP	26.1	391.5	458.4465	-7.026	465.4725	1.171
V	2021-08-03 07:30:53	15	GBP	27.2	408	478.5432	-3.5187	475.0245	1.1729
V	2021-09-21 11:05:00	101	GBP	27.8	2807.8	3272.62	-4.99	3263.71	1.16618
CA4990531069-KNIGHT THERAPEUTICS INC									
C	2021-01-15 18:41:00	100	CAD	5.55	555	361.09	-2.65	364.1	0.65062
C	2021-03-31 13:12:29	120	CAD	5.46	655.2	444.66458	-0.8144	445.47899	0.67867



C	2021-04-05 11:56:45	100	CAD	5.55	555	375.2355	-0.6761	375.9116	0.6761
C	2021-04-06 13:53:23	100	CAD	5.47	547	366.52282	-0.67006	367.19288	0.67006
V	2021-04-23 09:51:51	320	CAD	5.65	1808	1197.92656	-2.12022	1195.80634	0.66257
V	2021-04-23 15:46:00	100	CAD	5.6	560	371.5	-2.66	368.47	0.66339
C	2021-07-06 10:19:33	135	CAD	5.2762962962963	712.3	483.67307	-0.91669	484.58976	0.67903
V	2021-08-06 13:47:24	135	CAD	5.15	695.25	470.9554	-0.91448	470.04092	0.67739
GRS503003014-ENTERSOFT SA SOFTWARE DEVELO									
C	2021-01-18 11:16:00	180	EUR	2.64	475.2	475.2	-10.32	485.96	1.00000
V	2021-02-16 12:31:00	180	EUR	2.69966666666667	485.94	485.94	-10.34	475.17	1.00000
SE0015346135-STILLFRONT GROUP AB (PUBL)									
C	2021-01-18 14:26:00	45	SEK	96.35	4335.75	427.05	-4.21	431.69	0.09850
V	2021-02-17 12:17:00	45	SEK	108.4	4878	485.62	-4.24	480.89	0.09955
KYG9887S1003-ZENGAME TECHNOLOGY HOLDING									
C	2021-01-20 07:27:00	4000	HKD	1.08	4320	458.94	-10.28	469.68	0.10623
V	2021-02-08 08:54:00	4000	HKD	1.32	5280	565.4	-10.34	554.49	0.10708
BMG0533U2355-ASIA STANDARD INTL.GROUP									
C	2021-01-21 07:08:00	4000	HKD	0.97	3880	412.46	-10.25	423.12	0.10630
V	2021-03-29 07:05:00	4000	HKD	1.13	4520	493.74	-10.3	482.95	0.10923
CA2258471028-CRESCITA THERAPEUTICS INC									

C	2021-01-22 16:24:00	3500	CAD	0.85	2975	1925.32	-24.67	1951.92	0.64717
C	2021-03-08 11:55:56	400	CAD	0.83	332	221.27136	-1.13302	222.40438	0.66648
V	2021-04-07 15:29:25	400	CAD	0.87	348	232.48488	-1.18915	231.29573	0.66806
V	2021-04-07 21:29:00	3500	CAD	0.87	3045	2032.44	-25.38	2005.03	0.66747
PLSSFT00016-LSI SOFTWARE SA									
C	2021-01-22 16:48:00	118	PLN	14.05	1657.9	365.24	-5.05	371.2	0.22030
C	2021-01-26 11:06:00	100	PLN	13.9	1390	305.57	-5.49	311.37	0.21983
V	2021-03-02 14:53:00	218	PLN	16.1	3509.8	774.24	-5.34	767.23	0.22061
US6833731044-ONTRAK INC									
C	2021-01-25 15:51:00	6	USD	72.31	433.86	357.76	-0.52	358.64	0.82461
V	2021-01-25 17:35:00	6	USD	78.2	469.2	386.75	-0.52	385.84	0.82427
US92936U1097-W.P. CAREY INC. REIT									
C	2021-01-26 17:02:00	15	USD	67.7	1015.5	834.57	-0.55	835.95	0.82183
V	2021-02-18 20:40:00	15	USD	68.2	1023	846.36	-0.55	844.96	0.82734
PA1436583006-CARNIVAL CORPORATION C									
C	2021-01-29 17:38:00	20	USD	18.75	375	308.9	-0.57	309.78	0.82372
V	2021-02-05 15:49:00	20	USD	21.535	430.7	358.38	-0.57	357.45	0.83209
C	2021-02-17 19:32:00	20	USD	23.5	470	390.43	-0.57	391.39	0.83070

V	2021-02-19 17:03:00	20	USD	24.525	490.5	404.57	-0.57	403.6	0.82481
US8816242098-TEVA PHARMACEUTICAL IN									
C	2021-01-29 18:18:00	30	USD	11.95	358.5	295.4	-0.6	296.3	0.82399
V	2021-02-03 17:52:00	30	USD	12.33	369.9	307.61	-0.6	306.7	0.83160
GB00B10RZP78-UNILEVER									
C	2021-02-04 10:25:00	15	GBP	41.5	622.5	705.62	-4.35	710.68	1.13353
C	2021-02-05 15:32:00	11	GBP	40.1	441.1	503.54	-4.25	508.29	1.14155
V	2021-03-17 11:06:00	26	GBP	40.3	1047.8	1223.07	-4.61	1217.24	1.16727
US3984384087-GRIFOLS S.A. - AMERIC									
C	2021-02-09 17:04:00	60	USD	17.35	1041	860.54	-0.7	862.1	0.82665
V	2021-03-25 16:15:00	60	USD	17.3	1038	880.48	-0.7	878.9	0.84825
US88557W1018-360 FINANCE, INC ADS									
C	2021-02-11 18:27:00	15	USD	25.37	380.55	313.93	-0.55	314.79	0.82495
V	2021-02-19 18:53:00	15	USD	30.82	462.3	381.31	-0.55	380.38	0.82481
C	2022-01-21 14:21:19	20	USD	20.65	413	364.09254	-0.88158	364.97412	0.88158
C	2022-01-25 10:24:38	15	USD	19.1	286.5	253.50666	-0.88484	254.3915	0.88484
V	2022-02-14 11:28:58	35	USD	21.1	738.5	653.15894	-0.8918	652.26714	0.88444
US9282541013-VIRTU FINANCIAL INC.									
C	2021-02-12 15:50:00	25	USD	28.25	706.25	583.97	-0.58	585.13	0.82686

C	2021-02-12 16:27:00	12	USD	27.69	332.28	274.63	-0.54	275.44	0.82651
C	2021-02-19 16:50:00	17	USD	28.2	479.4	395.12	-0.56	396.08	0.82420
V	2021-03-29 19:31:00	54	USD	31	1674	1421.9	-0.68	1419.8	0.84940
HK0184000948-KECK SENG INVESTMENTS									
C	2021-02-16 07:26:00	2000	HKD	3.12	6240	663.12	-10.4	674.18	0.10627
C	2021-03-05 08:10:00	2000	HKD	2.9	5800	625.09	-10.38	636.1	0.10777
V	2021-04-22 10:08:00	4000	HKD	3.25	13000	1390.87	-10.84	1378.64	0.10699
KYG866501011-TAK LEE MACHINERY HOLDINGS L									
C	2021-02-16 07:26:00	30000	HKD	0.255	7650	812.92	-10.49	824.22	0.10626
V	2021-03-30 07:56:00	30000	HKD	0.26	7800	852.95	-10.34	841.59	0.10935
EUR.CAD-EUR.CAD									
V	2021-02-16 14:18:31	400	CAD	1.5364	614.56	400.06012	-1.0735	398.98662	0.65097
C	2021-02-16 14:40:56	399	CAD	1.53645	613.04355	399.07296	-1.0735	400.14646	0.65097
C	2021-02-19 18:01:47	0.1604	CAD	1.5287406483791	0.24521	0.15985	0	0.15985	0.65188
V	2021-03-08 11:51:05	60	CAD	1.5013	90.078	60.03519	-1.11886	58.91633	0.66648
C	2021-03-08 11:53:12	9	CAD	1.5011	13.5099	9.00408	-1.11886	10.12294	0.66648
V	2021-03-09 09:59:43	841	CAD	1.502	1263.182	839.6876	-1.12228	838.56532	0.66474
V	2021-03-09 10:00:12	5	CAD	1.50205	7.51025	4.99236	-1.12228	3.87008	0.66474


C	2021-03-12 19:55:46	0.3276	CAD	1.4913614163614	0.48857	0.32838	0	0.32838	0.67213
V	2021-03-17 03:58:28	356	CAD	1.48125	527.325	354.86336	-1.13076	353.7326	0.67295
V	2021-03-17 13:22:41	1	CAD	1.4859	1.4859	0.99994	-1.13076	0.13082	0.67295
C	2021-03-19 19:54:41	0.088	CAD	1.4879545454545	0.13094	0.08764	0	0.08764	0.66929
V	2021-04-07 10:15:15	160	CAD	1.5025	240.4	160.60162	-1.12499	159.47664	0.66806
V	2021-04-13 04:37:09	780	CAD	1.49715	1167.777	779.70135	-1.12106	778.58029	0.66768
V	2021-04-15 19:49:18	0.5416	CAD	1.5011447562777	0.81302	0.54247	0	0.54247	0.66723
C	2021-05-03 19:51:24	0.4316	CAD	1.481047265987	0.63922	0.4323	0	0.4323	0.67629
V	2021-05-13 04:43:18	179	CAD	1.4665	262.5035	178.69401	-1.12789	177.56612	0.68073
C	2021-05-17 19:52:43	0.6497	CAD	1.466446052024	0.95275	0.64614	0	0.64614	0.67818
V	2021-06-04 19:58:05	0.1429	CAD	1.4699790062981	0.21006	0.14263	0	0.14263	0.67903
V	2021-06-30 15:22:53	1239	CAD	1.47055	1822.01145	1239.44151	-1.1436	1238.29791	0.68026
V	2021-07-02 19:50:35	1.1207	CAD	1.4621486570893	1.63863	1.11917	0	1.11917	0.68299
C	2021-07-08 19:51:12	0.5187	CAD	1.4845575477154	0.77004	0.52095	0	0.52095	0.67653
V	2021-07-15 03:14:43	241	CAD	1.4828	357.3548	240.24606	-1.13598	239.11008	0.67229
V	2021-07-19 19:53:08	0.8147	CAD	1.5038541794526	1.22519	0.82013	0	0.82013	0.66939
C	2021-07-28 19:56:02	0.0674	CAD	1.4833827893175	0.09998	0.06757	0	0.06757	0.67586

V	2021-08-05 19:46:58	0.1352	CAD	1.4794378698225	0.20002	0.13549	0	0.13549	0.67739
C	2021-08-10 19:51:20	0.6134	CAD	1.4673459406586	0.90007	0.61317	0	0.61317	0.68124
C	2021-08-27 19:49:58	0.4547	CAD	1.4890477237739	0.67707	0.45534	0	0.45534	0.67251
V	2021-10-05 10:06:20	835	CAD	1.45735	1216.88725	833.96934	-1.17952	832.78982	0.68533
V	2021-10-07 19:46:43	1.0696	CAD	1.4499532535527	1.55087	1.07481	0	1.07481	0.69304
C	2021-10-19 11:58:53	138	CAD	1.4372	198.3336	137.88945	-1.19754	139.08699	0.69524
C	2021-10-21 19:50:30	0.8738	CAD	1.4377546349279	1.25631	0.87234	0	0.87234	0.69437
V	2021-12-21 12:20:37	2002	CAD	1.45695	2916.8139	2001.28435	-1.21692	2000.06744	0.68612
V	2022-01-17 14:12:41	2829	CAD	1.42775	4039.10475	2828.90818	-1.22704	2827.68115	0.70038
V	2022-01-19 20:05:12	0.6649	CAD	1.4194465333133	0.94379	0.66723	0	0.66723	0.70697
EUR.USD-EUR.USD									
V	2021-02-16 14:41:12	450	USD	1.21135	545.1075	450.33511	-1.36237	448.97274	0.82614
V	2021-02-18 13:10:46	40	USD	1.208	48.32	39.95629	-1.37351	38.58278	0.82691
V	2021-02-22 11:02:55	288	USD	1.21385	349.5888	287.54028	-1.3575	286.18278	0.82251
V	2021-02-23 11:43:03	200	USD	1.2152	243.04	200.02678	-1.35388	198.6729	0.82302
V	2021-03-03 13:36:36	290	USD	1.20775	350.2475	290.35868	-1.37133	288.98735	0.82901
V	2021-03-04 14:09:16	50	USD	1.19715	59.8575	49.99598	-1.38486	48.61112	0.83525

V	2021-03-12 13:01:55	88	USD	1.1946	105.1248	87.9411	-1.39593	86.54517	0.83654
V	2021-03-12 13:57:17	20	USD	1.1953	23.906	19.99833	-1.39593	18.60239	0.83654
V	2021-03-17 03:58:47	326	USD	1.1892	387.6792	323.59971	-1.40256	322.19714	0.83471
V	2021-03-17 13:23:01	2	USD	1.18995	2.3799	1.98653	-1.40256	0.58396	0.83471
V	2021-03-31 11:02:10	1138	USD	1.1752	1337.3776	1140.1144	-1.4553	1138.6591	0.8525
V	2021-04-29 14:01:29	153	USD	1.2116	185.3748	152.94719	-1.3609	151.58628	0.82507
V	2021-05-13 04:43:43	184	USD	1.20737	222.15608	183.91858	-1.3717	182.54688	0.82788
V	2021-05-31 04:38:55	1462	USD	1.21945	1782.8359	1458.18148	-1.34157	1456.83991	0.8179
V	2021-06-15 12:18:15	2636	USD	1.21205	3194.9638	2634.82275	-1.36085	2633.46189	0.82468
V	2021-06-18 08:01:10	1804	USD	1.19105	2148.6542	1811.18657	-1.4159	1809.77067	0.84294
V	2021-06-30 15:23:42	851	USD	1.185	1008.435	850.48383	-1.41781	849.06602	0.84337
V	2021-07-15 03:14:50	830	USD	1.1832	982.056	831.47735	-1.43064	830.04672	0.84667
V	2021-07-19 19:53:08	0.9838	USD	1.1798536287863	1.16074	0.98526	0	0.98526	0.84882
V	2021-08-25 14:39:53	701	USD	1.17705	825.11205	700.90793	-1.44507	699.46287	0.84947
C	2021-10-05 10:06:20	1505	USD	1.15875	1743.91875	1503.72882	-1.48405	1505.21287	0.86227
C	2021-10-19 11:58:53	560	USD	1.1632	651.392	559.94959	-1.48068	561.43027	0.85962
V	2021-12-21 12:20:37	293	USD	1.12715	330.25495	292.60919	-1.57145	291.03774	0.88601



C	2022-01-17 14:12:41	2017	USD	1.1408	2300.9936	2017.09701	-1.5358	2018.63281	0.87662
C	2022-01-19 20:05:12	3.4674	USD	1.1342504470208	3.9329	3.47696	0	3.47696	0.88407
USD.CAD-USD.CAD									
C	2021-02-17 03:18:19	1	CAD	1.2712	1.2712	0.83126	-1.08046	1.91172	0.65392
V	2021-03-08 11:49:00	156	CAD	1.26665	197.5974	131.69472	-1.11886	130.57586	0.66648
V	2021-03-10 15:00:11	227	CAD	1.26225	286.53075	190.34811	-1.11638	189.23173	0.66432
C	2021-04-23 09:58:45	756	CAD	1.25015	945.1134	626.20379	-1.10278	627.30657	0.66257
C	2021-04-29 14:01:43	105	CAD	1.22955	129.10275	86.73897	-1.10819	87.84717	0.67186
C	2021-05-13 10:02:44	976	CAD	1.21205	1182.9608	805.27691	-1.12789	806.40479	0.68073
C	2021-08-25 14:39:35	1562	CAD	1.26045	1968.8229	1328.52232	-1.1479	1329.67021	0.67478
CA88688R1047-TILT HOLDINGS INC									
C	2021-02-17 10:53:37	640	USD	0.64	409.6	340.1769	-2.65763	342.83453	0.83051
C	2021-03-03 13:02:23	600	USD	0.59	354	293.46954	-2.48703	295.95657	0.82901
C	2021-03-12 12:02:00	250	USD	0.5815	145.375	121.612	-1.04568	122.65768	0.83654
US9047677045-UNILEVER PLC COMMON ST									
C	2021-02-19 20:55:00	10	USD	54.43	544.3	449.28	-0.53	450.26	0.82542
C	2021-02-22 17:31:00	9	USD	53.9	485.1	399.39	-0.53	400.32	0.82332
C	2021-03-11 17:40:00	10	USD	54.6	546	456.33	-0.53	457.32	0.83577



C	2021-03-17 17:34:00	7	USD	55.94	391.58	329.11	-0.52	329.96	0.84048
C	2021-06-18 12:31:08	8	USD	59.548	476.384	401.56313	-0.84294	402.40607	0.84294
V	2021-07-07 11:36:55	8	USD	60.1	480.8	407.76648	-0.85099	406.91549	0.8481
V	2021-07-15 21:27:00	9	USD	59.6	536.4	454.23	-0.51	453.26	0.84681
V	2021-07-22 17:58:00	27	USD	55.8	1506.6	1279.82	-0.59	1277.95	0.84947
US08579W1036-BERRY PLASTICS GROUP									
C	2021-02-19 21:42:00	20	USD	57.45	1149	948.1	-0.57	949.62	0.82515
C	2021-02-22 12:12:21	9	USD	56.75	510.75	420.09698	-0.82251	420.91949	0.82251
C	2021-04-08 11:08:34	10	USD	61.4797	614.797	515.97453	-0.83926	516.81379	0.83926
V	2021-05-20 10:33:30	19	USD	69.5	1320.5	1079.87849	-0.82514	1079.05335	0.81778
V	2021-05-28 21:48:00	20	USD	68.3	1366	1120.22	-0.5	1118.54	0.82008
US30303M1027-FACEBOOK INC-CLASS A									
C	2021-02-25 15:07:05	1	USD	256	256	210.24768	-0.82128	211.06896	0.82128
V	2021-03-09 15:12:00	1	USD	268	268	225.18432	-0.84149	224.34283	0.84024
EUR.HKD-EUR.HKD									
V	2021-03-01 11:19:22	800	HKD	9.3533	7482.64	800.64248	-0.17725	800.46523	0.107
C	2021-03-03 19:50:07	0.3275	HKD	9.356641221374	3.0643	0.32987	0	0.32987	0.10765
V	2021-06-01 14:56:08	234	HKD	9.48855	2220.3207	234.28824	-0.17261	234.11563	0.10552

V	2021-06-15 12:18:07	237	HKD	9.40915	2229.96855	236.91186	-0.17531	236.73655	0.10624
V	2021-06-18 08:01:01	868	HKD	9.2482	8027.4376	871.69945	-0.1824	871.51705	0.10859
V	2021-06-30 11:28:16	1261	HKD	9.20875	11612.23375	1261.32083	-0.1826	1261.13823	0.10862
V	2021-07-15 03:14:24	151	HKD	9.19085	1387.81835	151.2722	-0.18418	151.08802	0.109
V	2021-07-19 19:53:08	1.0005	HKD	9.1686456771614	9.17323	1.00172	0	1.00172	0.1092
C	2021-08-17 19:53:23	0.8378	HKD	9.1236452613989	7.64379	0.83822	0	0.83822	0.10966
V	2021-10-05 10:06:20	1492	HKD	9.0196	13457.2432	1490.38968	-0.19061	1490.19907	0.11075
V	2021-10-19 11:58:53	1433	HKD	9.04456	12960.85448	1432.95207	-0.19044	1432.76163	0.11056
V	2021-10-21 19:50:30	1.6758	HKD	9.037850578828	15.14563	1.67329	0	1.67329	0.11048
C	2021-12-21 12:20:37	973	HKD	8.7946	8557.1458	971.92062	-0.20145	972.12207	0.11358
C	2021-12-23 19:55:57	2.8374	HKD	8.8336505251286	25.0646	2.83882	0	2.83882	0.11326
V	2022-01-17 14:12:41	604	HKD	8.8867	5367.5668	604.01229	-0.19715	603.81514	0.11253
V	2022-01-19 20:05:12	0.8576	HKD	8.835447761194	7.57728	0.86032	0	0.86032	0.11354
V	2022-02-04 19:50:13	0.6773	HKD	8.9180569909936	6.0402	0.67747	0	0.67747	0.11216
CAD.HKD-CAD.HKD									
C	2021-03-01 14:42:01	1220	HKD	6.1308	7479.576	800.31463	-0.17725	800.49188	0.107
V	2021-07-06 13:55:22	815	HKD	6.2338	5080.547	553.27157	-0.18359	553.08798	0.1089

V	2021-07-26 10:18:57	378	HKD	6.2043	2345.2254	255.44195	-0.18505	255.2569	0.10892
V	2021-08-06 13:48:27	693	HKD	6.1963	4294.0359	469.29518	-0.18473	469.11045	0.10929
CA26153M5072-DREAM UNLIMITED-CL A SUB VOT									
C	2021-03-01 15:50:29	50	CAD	22.92	1146	752.10834	-0.65629	752.76463	0.65629
V	2021-05-13 10:02:19	50	CAD	23.7	1185	806.66505	-0.68073	805.98432	0.68073
BMG1675M1064-BUILD KING HOLDINGS LTD									
C	2021-03-02 07:06:00	10000	HKD	1.01	10100	1082.84	-10.65	1094.57	0.10721
V	2021-05-18 09:01:00	10000	HKD	1.17	11700	1236.54	-10.74	1224.56	0.10569
MAC 21JAN22 7.5 P-MAC 21JAN22 7.5 P									
V	2021-03-05 13:50:21	1	USD	100	100	83.938	-1.45885	82.47915	0.83938
C	2021-04-28 15:01:20	1	USD	35	35	28.8652	-0.89301	29.75821	0.82472
CA19238T1003-COGEKO INC									
C	2021-03-09 09:59:05	13	CAD	98.2	1276.6	848.60708	-0.66474	849.27182	0.66474
C	2021-03-10 13:53:09	3	CAD	97.2	291.6	193.71571	-0.66432	194.38003	0.66432
V	2021-07-06 13:54:46	16	CAD	95.66	1530.56	1039.29616	-0.67903	1038.61713	0.67903
GB0002875804-BR.AMER.TOB.									
C	2021-03-12 16:29:00	25	GBP	26.55	663.75	772.61	-4.39	777.77	1.16401
C	2021-04-01 06:51:52	15	GBP	27.235	408.525	479.85347	-7.0476	486.90107	1.1746
C	2021-04-09 08:09:54	17	GBP	27.92	474.64	546.73782	-6.9114	553.64922	1.1519

C	2021-04-13 06:06:32	15	GBP	27.52	412.8	475.05024	-6.9048	481.95504	1.1508
C	2021-04-20 09:31:00	12	GBP	27.27	327.24	379.58	-4.19	384.15	1.15995
V	2021-05-07 10:21:00	15	GBP	28.45	426.75	492.1	-4.25	487.36	1.15313
C	2021-09-09 10:48:07	22	GBP	26.66	586.52	686.3457	-3.5106	689.8563	1.1702
V	2021-12-07 09:31:00	22	GBP	26.6	585.2	688.15	-4.34	683.12	1.17592
V	2021-12-21 10:28:44	69	GBP	28.09	1938.21	2278.55968	-3.5268	2275.03288	1.1756
US88032Q1094-TENCENT HOLDINGS LTD-UNS ADR									
C	2021-03-15 10:50:15	5	USD	82.3	411.5	344.92342	-0.83821	345.76163	0.83821
C	2021-05-20 13:36:10	5	USD	77.5	387.5	316.88975	-0.81778	317.70753	0.81778
C	2021-07-23 11:59:50	5	USD	66.435	332.175	282.16938	-0.84946	283.01884	0.84946
GB00BYQCS703-KANABO GROUP PLC									
C	2021-03-15 12:35:16	1700	GBP	0.27	459	534.9186	-6.9924	541.911	1.1654
CA3803551074-GOEASY LTD									
C	2021-03-16 14:38:36	4	CAD	131.92	527.68	356.24204	-0.67511	356.91715	0.67511
C	2021-05-12 12:46:52	2	CAD	134.5	269	183.68934	-0.68286	184.3722	0.68286
C	2021-10-27 14:10:33	3	CAD	192.93	578.79	403.58448	-0.69729	404.28177	0.69729
C	2021-11-04 11:16:39	3	CAD	184.7	554.1	384.98868	-0.6948	385.68348	0.6948
C	2021-11-23 15:26:32	3	CAD	186.5	559.5	392.57318	-0.70165	393.27483	0.70165



C	2022-01-10 10:56:15	4	CAD	155.34	621.36	432.60947	-0.69623	433.3057	0.69623
EUR.GBP-EUR.GBP									
V	2021-03-17 03:58:38	546	GBP	0.85445	466.5297	543.78702	-1.95856	541.82846	1.1656
V	2021-03-17 13:23:14	1	GBP	0.85835	0.85835	1.00049	-1.95856	0.95806	1.1656
C	2021-03-19 19:54:41	0.1084	GBP	0.85830258302583	0.09304	0.10809	0	0.10809	1.1618
V	2021-04-07 10:14:27	901	GBP	0.86505	779.41005	902.01125	-1.94885	900.0624	1.1573
V	2021-04-13 04:36:58	558	GBP	0.86515	482.7537	555.55296	-1.93224	553.62072	1.1508
V	2021-04-27 19:53:50	0.6885	GBP	0.86933914306463	0.59854	0.68808	0	0.68808	1.1496
V	2021-05-06 19:50:01	0.3916	GBP	0.86838610827375	0.34006	0.39097	0	0.39097	1.1497
C	2021-06-04 19:58:05	0.0582	GBP	0.85945017182131	0.05002	0.05818	0	0.05818	1.1631
V	2021-06-30 15:23:12	357	GBP	0.85845	306.46665	357.52399	-1.96119	355.5628	1.1666
V	2021-07-02 19:50:35	1.5558	GBP	0.85798303123795	1.33485	1.5579	0	1.5579	1.1671
V	2021-07-20 05:11:28	462	GBP	0.86265	398.5443	461.03605	-1.96087	459.07518	1.1568
V	2021-07-22 19:49:11	1.0682	GBP	0.85489608687512	0.9132	1.06626	0	1.06626	1.1676
C	2021-08-10 19:51:20	0.7439	GBP	0.84692835058476	0.63003	0.74419	0	0.74419	1.1812
V	2021-09-27 16:18:58	1370	GBP	0.8535	1169.295	1369.71216	-1.99895	1367.71322	1.1714
V	2021-09-29 19:53:38	0.9582	GBP	0.86375495721144	0.82765	0.96321	0	0.96321	1.1638



V	2021-10-05 10:06:20	398	GBP	0.8511	338.7378	398.01692	-2.02229	395.99462	1.175
V	2021-10-19 11:58:53	1331	GBP	0.84245	1121.30095	1329.52654	-2.04234	1327.48419	1.1857
V	2021-10-21 19:50:30	1.9656	GBP	0.84271978021978	1.65645	1.95676	0	1.95676	1.1813
V	2021-11-04 19:47:46	0.2922	GBP	0.85578370978782	0.25006	0.29177	0	0.29177	1.1668
C	2021-12-21 12:20:37	2318	GBP	0.8507	1971.9226	2318.19221	-2.08507	2320.27728	1.1756
C	2021-12-23 19:55:57	0.5652	GBP	0.84476291578202	0.47746	0.56479	0	0.56479	1.1829
V	2022-02-04 15:34:25	441	GBP	0.84645	373.28445	440.99825	-2.06547	438.93278	1.1814
V	2022-02-08 19:49:06	0.6652	GBP	0.84275405892965	0.5606	0.6642	0	0.6642	1.1848
V	2022-02-17 15:11:09	555	GBP	0.83415	462.95325	554.71058	-2.10708	552.6035	1.1982
FINV 18JUN21 7.5 P-FINV 18JUN21 7.5 P									
V	2021-03-17 13:44:28	1	USD	150	150	125.2065	-0.19959	125.00691	0.83471
C	2021-05-25 14:53:36	1	USD	30	30	24.486	-0.18185	24.66785	0.8162
US4489475073-IDT CORPORATION CLASS									
C	2021-03-18 19:14:00	40	USD	22.25	890	746.33	-0.63	747.71	0.83857
C	2021-05-06 12:43:57	30	USD	23.45	703.5	583.10301	-0.82886	583.93187	0.82886
C	2021-08-17 11:32:19	9	USD	46.81	421.29	359.81958	-0.85409	360.67367	0.85409
V	2021-08-26 15:03:53	39	USD	43.32	1689.48	1437.61232	-0.8622	1436.75012	0.85092
V	2021-09-01 16:03:00	40	USD	42.3	1692	1428.45	-0.64	1426.38	0.84424

FINV 17SEP21 10.0 C-FINV 17SEP21 10.0 C									
V	2021-03-30 11:03:48	1	USD	75	75	64.01625	-0.20268	63.81357	0.85355
V	2021-03-30 11:36:10	1	USD	75	75	64.01625	-0.28804	63.72821	0.85355
C	2021-03-30 13:30:32	1	USD	75	75	64.01625	-0.92508	64.94133	0.85355
C	2021-04-19 15:20:08	1	USD	20	20	16.6162	-1.60579	18.22199	0.83081
GEO 17SEP21 9.0 C-GEO 17SEP21 9.0 C									
V	2021-04-05 12:09:45	1	USD	55	55	46.5597	-0.1998	46.3599	0.84654
C	2021-04-07 10:10:20	1	USD	35	35	29.48225	-0.1961	29.67835	0.84235
NL0000687663-AERCAP HOLDINGS NV									
C	2021-04-07 13:17:28	10	USD	59.4	594	500.3559	-0.84235	501.19825	0.84235
C	2021-04-16 15:58:51	6	USD	60.3	361.8	301.9221	-0.8345	302.7566	0.8345
C	2021-05-17 15:18:12	6	USD	57.7	346.2	284.88798	-0.8229	285.71088	0.8229
C	2021-06-02 15:00:17	10	USD	58.7	587	480.72952	-0.81896	481.54848	0.81896
V	2021-09-24 10:11:17	32	USD	59	1888	1610.89824	-0.86469	1610.03355	0.85323
MAC 17SEP21 9.0 P-MAC 17SEP21 9.0 P									
V	2021-04-14 13:09:43	1	USD	65	65	54.2594	-0.28068	53.97872	0.83476
C	2021-05-10 14:44:52	1	USD	25	25	20.612	-0.89275	21.50475	0.82448
GBP.CAD-GBP.CAD									
C	2021-04-23 09:59:03	421	CAD	1.7326	729.4246	483.29486	-1.10278	484.39764	0.66257

FINV 17DEC21 5.0 P-FINV 17DEC21 5.0 P									
V	2021-04-23 11:32:54	1	USD	65	65	53.7303	-0.19528	53.53502	0.82662
C	2021-06-01 13:13:51	1	USD	25	25	20.469	-0.86608	21.33508	0.81876
AQB 17DEC21 7.5 C-AQB 17DEC21 7.5 C									
V	2021-04-26 10:31:22	1	USD	145	145	119.9759	-0.90024	119.07566	0.82742
C	2021-07-30 11:15:29	1	USD	45	45	37.91925	-0.25937	38.17862	0.84265
AQB 17SEP21 5.0 C-AQB 17SEP21 5.0 C									
C	2021-04-26 10:44:55	1	USD	191	191	158.03722	-0.89593	158.93315	0.82742
V	2021-09-15 09:53:20	1	USD	2	2	1.69264	-1.61153	0.08111	0.84632
FINV 17DEC21 10.0 C-FINV 17DEC21 10.0 C									
V	2021-04-26 13:24:37	1	USD	60	60	49.6452	-0.89868	48.74652	0.82742
C	2021-07-02 11:18:00	1	USD	120	120	101.1348	-0.25941	101.39421	0.84279
TGP 20AUG21 15.0 P-TGP 20AUG21 15.0 P									
V	2021-04-28 15:46:58	1	USD	110	110	90.7192	-0.1874	90.5318	0.82472
C	2021-07-21 10:26:39	1	USD	95	95	80.5448	-1.61751	82.16231	0.84784
AHT 18JUN21 2.5 C-AHT 18JUN21 2.5 C									
C	2021-04-30 15:29:08	1	USD	80	80	66.556	-1.60799	68.16399	0.83195
V	2021-05-21 09:54:58	1	USD	86	86	70.60084	-0.89212	69.70872	0.82094
BMG9456A1009-GOLAR LNG LTD									
C	2021-05-04 14:52:32	35	USD	11.4873	402.0555	334.66698	-0.83239	335.49937	0.83239

C	2021-05-10 13:37:56	27	USD	11.17	301.59	248.65492	-0.82448	249.4794	0.82448
C	2021-05-20 10:25:52	26	USD	11.75	305.5	249.83179	-0.81778	250.64957	0.81778
C	2021-06-16 13:21:01	20	USD	13.279	265.58	221.40608	-0.83367	222.23975	0.83367
C	2021-06-18 11:15:38	25	USD	12.78	319.5	269.31933	-0.84294	270.16227	0.84294
C	2021-07-07 13:33:32	25	USD	13.06	326.5	276.90465	-0.8481	277.75275	0.8481
C	2021-11-10 13:15:18	25	USD	13.208	330.2	287.69005	-0.87126	288.56131	0.87126
V	2022-02-01 11:46:30	83	USD	14.8	1228.4	1089.65222	-0.90218	1088.75004	0.88705
V	2022-02-25 13:57:44	100	USD	16.6014	1660.14	1472.7434	-0.90616	1471.83723	0.88712
GLNG 17DEC21 10.0 P-GLNG 17DEC21 10.0 P									
V	2021-05-06 11:40:12	1	USD	170	170	140.9062	-0.28062	140.62558	0.82886
C	2021-09-21 14:51:01	1	USD	85	85	72.48885	-0.1724	72.66125	0.85281
US2546871060-WALT DISNEY CO/THE									
C	2021-05-17 14:38:12	3	USD	168.7	506.1	416.46969	-0.8229	417.29259	0.8229
V	2021-06-21 13:41:44	3	USD	173.87	521.61	437.67252	-0.84161	436.83091	0.83908
C	2022-02-17 15:10:20	3	USD	152.8073	458.4219	403.48004	-0.88015	404.36019	0.88015
V	2022-02-25 15:24:05	3	USD	149	447	396.54264	-0.88949	395.65315	0.88712
KYG206AA1025-CENTRAL CHINA NEW LIFE LIMITED									
C	2021-06-01 02:15:54	1000	HKD	7.25	7250	765.02	-1.89936	766.91936	0.10552

USD.HKD-USD.HKD

V	2021-06-01 14:56:23	363	HKD	7.7595	2816.6985	297.21803	-0.17261	297.04542	0.10552
C	2021-08-13 13:59:37	1693	HKD	7.7823	13175.4339	1435.20001	-0.18573	1435.38574	0.10893
V	2021-09-27 16:19:48	2050	HKD	7.78285	15954.8425	1752.799	-0.18747	1752.61153	0.10986

US83404D1090-SOFTBANK GROUP CORP-UNSP ADR

C	2021-06-08 11:24:15	15	USD	36.56	548.4	450.49963	-0.82148	451.32111	0.82148
C	2021-06-11 10:52:33	10	USD	36.45	364.5	301.02233	-0.82585	301.84818	0.82585
C	2021-06-15 15:34:03	10	USD	36.32	363.2	299.52378	-0.82468	300.34846	0.82468
C	2021-06-28 13:44:31	10	USD	35.65	356.5	298.95377	-0.83858	299.79235	0.83858
C	2021-08-12 14:20:35	10	USD	30.045	300.45	256.13963	-0.85252	256.99215	0.85252

US98138J2069-WORKHORSE GROUP INC

C	2021-06-08 14:13:22	12	USD	16.4	196.8	161.66726	-0.82148	162.48874	0.82148
C	2021-06-25 13:56:01	10	USD	15.3	153	128.19105	-0.83785	129.0289	0.83785
V	2021-06-30 15:22:31	22	USD	16.415	361.13	304.56621	-0.84713	303.71908	0.84337

BTU 15OCT21 7.0 P-BTU 15OCT21 7.0 P

V	2021-06-11 13:59:35	1	USD	115	115	94.97275	-0.86746	94.10529	0.82585
C	2021-07-22 11:35:21	1	USD	60	60	50.973	-0.89865	51.87165	0.84955

US6819361006-OMEGA HEALTHCARE INVESTORS

C	2021-06-14 10:28:27	20	USD	37.75	755	622.9354	-0.82508	623.76048	0.82508
---	------------------------	----	-----	-------	-----	----------	----------	-----------	---------

C	2021-06-15 11:25:02	12	USD	37.395	448.74	370.0669	-0.82468	370.89158	0.82468
C	2021-06-17 10:09:31	20	USD	36.158	723.16	607.35316	-0.83986	608.19302	0.83986
C	2021-06-28 10:30:42	10	USD	36.35	363.5	304.82383	-0.83858	305.66241	0.83858
C	2021-08-20 16:20:00	100	USD	34	3400	2906.218	0	2906.218	0.85477
AU000000APX3-APPEN LTD									
C	2021-06-16 00:53:16	60	AUD	13.38	802.8	509.31238	-3.80652	513.1189	0.63442
C	2021-06-28 01:25:37	35	AUD	14.18	496.3	314.92717	-3.8073	318.73447	0.63455
C	2021-07-06 02:10:10	60	AUD	12.12	727.2	461.00844	-3.8037	464.81214	0.63395
V	2021-08-26 01:16:13	155	AUD	10.83	1678.65	1033.69588	-3.69474	1030.00114	0.61579
KYG3313K1040-EXPERT SYSTEMS HOLDINGS LTD									
C	2021-06-17 03:05:50	50000	HKD	0.16	8000	865.36	-1.94706	867.30706	0.10817
C	2021-06-25 02:42:02	30000	HKD	0.146	4380	472.821	-1.9431	474.7641	0.10795
V	2021-08-13 03:41:10	80000	HKD	0.163	13040	1420.4472	-1.96074	1418.48646	0.10893
EUR.AUD-EUR.AUD									
V	2021-06-18 08:01:31	511	AUD	1.5825	808.6575	509.81812	-1.05898	508.75914	0.63045
V	2021-06-22 19:49:49	0.0901	AUD	1.5807991120977	0.14243	0.09048	0	0.09048	0.63526
V	2021-06-30 15:23:03	317	AUD	1.5804	500.9868	316.85411	-1.06324	315.79087	0.63246
V	2021-07-02 19:50:35	0.833	AUD	1.5765546218487	1.31327	0.83353	0	0.83353	0.6347



V	2021-07-20 05:11:12	455	AUD	1.60855	731.89025	455.32356	-1.05454	454.26902	0.62212
V	2021-07-22 19:49:11	0.9091	AUD	1.5947530524695	1.44979	0.90706	0	0.90706	0.62565
V	2021-08-05 19:46:58	0.2753	AUD	1.5982564475118	0.44	0.27518	0	0.27518	0.62542
C	2021-09-06 18:00:53	0.4074	AUD	1.5955571919489	0.65003	0.40553	0	0.40553	0.62387
V	2021-12-15 02:54:17	1000	AUD	1.58215	1582.15	1004.79182	-1.12817	1003.66365	0.63508
V	2021-12-17 19:48:17	1.5915	AUD	1.5771473452718	2.51003	1.58293	0	1.58293	0.63064
V	2022-01-06 19:47:19	0.5453	AUD	1.5770584999083	0.85997	0.54348	0	0.54348	0.63198
CNE1000000X2-CAPINFO CO LTD-H									
C	2021-06-21 03:24:43	18000	HKD	0.4	7200	778.032	-1.94508	779.97708	0.10806
V	2021-10-27 01:00:02	18000	HKD	0.46	8280	917.424	-1.9944	915.4296	0.1108
MPW 17DEC21 20.0 C-MPW 17DEC21 20.0 C									
C	2021-06-22 12:04:17	1	USD	110	110	92.1162	-0.88582	93.00202	0.83742
V	2021-08-30 14:01:44	1	USD	85	85	72.0528	-0.89467	71.15813	0.84768
CA3615692058-GDI INTEGRATED FACILITY SERV									
C	2021-06-25 10:15:24	25	CAD	52.13	1303.25	887.91726	-0.68131	888.59857	0.68131
C	2021-06-28 15:48:46	10	CAD	51.84	518.4	352.34093	-0.67967	353.0206	0.67967
V	2021-08-25 13:33:40	35	CAD	56.3	1970.5	1329.65399	-0.67478	1328.97921	0.67478
MHY2187A1507-EAGLE BULK SHIPPING INC									



C	2021-07-01 15:26:27	15	USD	44.6	669	564.56241	-0.84389	565.4063	0.84389
C	2021-07-06 11:04:11	8	USD	43.6	348.8	295.01504	-0.8458	295.86084	0.8458
V	2021-08-25 12:03:24	23	USD	47.6	1094.8	929.99976	-0.85654	929.14322	0.84947
FINV 21JAN22 12.5 C-FINV 21JAN22 12.5 C									
V	2021-07-01 15:42:21	1	USD	100	100	84.389	-0.89479	83.49421	0.84389
C	2021-08-11 10:18:04	1	USD	20	20	17.0368	-0.25811	17.29491	0.85184
KYG609061075-MICROWARE GROUP LTD									
C	2021-07-02 02:50:32	6000	HKD	1.07	6420	696.7626	-1.95354	698.71614	0.10853
V	2021-11-15 01:47:16	6000	HKD	1.02	6120	691.254	-2.0331	689.2209	0.11295
PLMKLAB00023-MAKOLAB SA									
C	2021-07-02 05:10:13	300	PLN	6.5	1950	432.3345	-3.32565	435.66015	0.22171
V	2022-02-15 03:25:05	300	PLN	4.9	1470	326.8839	-3.33555	323.54835	0.22237
FINV 21JAN22 7.5 P-FINV 21JAN22 7.5 P									
V	2021-07-06 10:56:35	1	USD	100	100	84.58	-0.16942	84.41058	0.8458
C	2021-11-30 14:33:46	1	USD	190	190	167.5591	-0.90072	168.45982	0.88189
FINV 17SEP21 7.5 C-FINV 17SEP21 7.5 C									
C	2021-07-06 10:58:40	1	USD	165	165	139.557	-0.1673	139.7243	0.8458
V	2021-09-17 16:20:00	1	USD	0	0	0	0	0	0.85288
ZIM 20AUG21 30.0 P-ZIM 20AUG21 30.0 P									

V	2021-07-06 14:49:32	1	USD	65	65	54.977	-0.17773	54.79927	0.8458
C	2021-08-20 16:20:00	1	USD	0	0	0	0	0	0.85135
GLNG 20AUG21 15.0 C-GLNG 20AUG21 15.0 C									
V	2021-07-07 13:37:31	1	USD	35	35	29.6835	-0.1696	29.5139	0.8481
C	2021-08-20 16:20:00	1	USD	0	0	0	0	0	0.85477
CA74738B1094-QC COPPER AND GOLD INC									
C	2021-07-09 15:58:35	2000	CAD	0.18	360	243.5508	-1.31923	244.87003	0.67653
V	2021-07-26 10:18:25	2000	CAD	0.19	380	256.6482	-1.28324	255.36496	0.67539
OHI 20AUG21 34.0 P-OHI 20AUG21 34.0 P									
V	2021-07-12 14:39:54	1	USD	20	20	16.8626	-1.6103	15.2523	0.84313
C	2021-08-20 16:20:00	1	USD	0	0	0	0	0	0.85477
EUR.PLN-EUR.PLN									
V	2021-07-15 03:14:33	429	PLN	4.57745	1963.72605	428.58321	-0.36878	428.21443	0.21825
V	2021-09-27 16:19:27	636	PLN	4.59555	2922.7698	635.81934	-0.37122	635.44812	0.21754
C	2021-10-05 10:06:55	647	PLN	4.60765	2981.14955	647.35662	-0.37374	647.73036	0.21715
C	2022-02-15 03:27:37	105	PLN	4.51615	474.19575	105.44691	-0.39335	105.84025	0.22237
C	2022-02-15 04:24:53	217	PLN	4.51435	979.61395	217.83675	-0.39335	218.2301	0.22237
PLN.EUR-PLN.EUR									
C	2021-07-19 19:53:08	1.27395	EUR	0.21778719729974	0.27745	0.27745	0	0.27745	1

C	2021-09-29 19:53:38	0.3502	EUR	0.21601941747573	0.07565	0.07565	0	0.07565	1
C	2021-10-07 19:46:43	2.90955	EUR	0.21838772318743	0.63541	0.63541	0	0.63541	1
V	2022-02-17 19:45:01	1.1903	EUR	0.22077627488868	0.26279	0.26279	0	0.26279	1
KYG522441032-KAISA PROSPERITY HOLDINGS LT									
C	2021-07-23 01:00:56	250	HKD	26.9	6725	735.3115	-1.96812	737.27962	0.10934
ZIM 21JAN22 22.5 P-ZIM 21JAN22 22.5 P									
V	2021-07-26 15:55:36	1	USD	150	150	127.0875	-0.26313	126.82437	0.84725
FINV 18MAR22 7.5 P-FINV 18MAR22 7.5 P									
V	2021-07-29 13:19:37	1	USD	200	200	168.252	-0.89243	167.35957	0.84126
QFIN 18FEB22 15.0 P-QFIN 18FEB22 15.0 P									
V	2021-07-29 15:25:08	1	USD	225	225	189.2835	-0.26159	189.02191	0.84126
C	2021-12-21 11:12:47	1	USD	55	55	48.73055	-0.90493	49.63548	0.88601
IE0003LFZ4U7-DOLE PLC									
C	2021-08-02 04:43:48	16	USD	15.15	242.4	204.18322	-0.84234	205.02556	0.84234
C	2021-08-02 05:33:38	34	USD	15.5	527	443.91318	-0.84234	444.75552	0.84234
C	2021-08-06 10:57:53	20	USD	15.1	302	256.77852	-0.85026	257.62878	0.85026
C	2021-08-17 11:14:39	15	USD	15.65	234.75	200.49763	-0.85409	201.35172	0.85409
C	2021-12-21 13:54:35	15	USD	13.1	196.5	174.10097	-0.88601	174.98698	0.88601
V	2022-02-28 15:29:58	100	USD	15.25	1525	1359.36975	-0.90991	1358.45984	0.89139

FINV 21JAN22 5.0 P-FINV 21JAN22 5.0 P									
V	2021-08-04 15:27:56	1	USD	45	45	38.016	-0.25786	37.75814	0.8448
C	2022-01-21 13:11:31	1	USD	55	55	48.4869	-0.15987	48.64677	0.88158
GBP.USD-GBP.USD									
V	2021-08-06 13:48:43	405	USD	1.3873	561.8565	477.72411	-1.43719	476.28691	0.85026
US6544453037-NINTENDO CO LTD-UNSPONS ADR									
C	2021-08-12 12:25:05	6	USD	58.9375	353.625	301.47239	-0.85252	302.32491	0.85252
C	2021-08-24 14:10:49	3	USD	60.545	181.635	154.49328	-0.85057	155.34385	0.85057
V	2021-12-21 11:46:27	9	USD	60.5	544.5	482.43245	-0.88942	481.54303	0.88601
GLNG 17DEC21 15.0 C-GLNG 17DEC21 15.0 C									
V	2021-08-13 14:06:57	1	USD	47	47	39.84613	-0.89462	38.95151	0.84779
C	2021-11-10 12:37:55	1	USD	35	35	30.4941	-0.88986	31.38396	0.87126
US03842K2006-AQUABOUNTY TECHNOLOGIES									
C	2021-08-16 14:18:29	60	USD	4.59	275.4	233.85591	-0.84915	234.70506	0.84915
V	2021-09-01 11:50:37	60	USD	4.55	273	230.57853	-0.85182	229.72671	0.84461
US0567521085-BAIDU INC - SPON ADR									
C	2021-08-16 15:54:10	3	USD	146	438	371.9277	-0.84915	372.77685	0.84915
V	2021-09-21 14:37:10	3	USD	157.25	471.75	402.31312	-0.85517	401.45795	0.85281
BMG359472021-FLEX LNG LTD									
C	2021-08-19 12:17:06	30	USD	14.6	438	375.12072	-0.85644	375.97716	0.85644

C	2021-08-25 15:28:29	20	USD	15.42	308.4	261.97655	-0.84947	262.82602	0.84947
C	2021-09-01 10:17:56	25	USD	14.75	368.75	311.44994	-0.84461	312.29455	0.84461
V	2021-10-19 11:52:35	75	USD	20.48	1536	1320.37632	-0.87403	1319.50229	0.85962
PLMOBRK00013-MO-BRUK J MOKRZYCKI LTD									
C	2021-08-20 03:00:47	8	PLN	370	2960	645.872	-3.273	649.145	0.2182
V	2021-10-05 09:40:00	8	PLN	375	3000	651.45	-3.25725	648.19275	0.21715
OHI 17DEC21 34.0 C-OHI 17DEC21 34.0 C									
V	2021-08-23 10:44:06	1	USD	105	105	89.39175	-0.89863	88.49312	0.85135
C	2021-08-23 11:13:10	1	USD	100	100	85.135	-0.89647	86.03147	0.85135
OHI 17DEC21 35.0 C-OHI 17DEC21 35.0 C									
V	2021-08-24 13:04:54	1	USD	70	70	59.5399	-0.17467	59.36523	0.85057
C	2021-11-05 10:18:33	1	USD	5	5	4.32235	-0.23457	4.55692	0.86447
JD 17SEP21 60.0 P-JD 17SEP21 60.0 P									
V	2021-08-25 12:35:03	1	USD	20	20	16.9894	-1.26155	15.72785	0.84947
C	2021-09-17 16:20:00	1	USD	0	0	0	0	0	0.85288
QIWI 18FEB22 10.0 C-QIWI 18FEB22 10.0 C									
C	2021-08-26 11:58:31	2	USD	44	88	74.88096	-1.19639	76.07735	0.85092
V	2021-09-02 10:08:11	2	USD	50	100	84.21	-2.61793	81.59207	0.8421
NMM 18MAR22 17.5 P-NMM 18MAR22 17.5 P									

V	2021-08-27 11:37:49	1	USD	205	205	173.78465	-0.89524	172.88941	0.84773
C	2021-10-19 11:51:15	1	USD	80	80	68.7696	-0.25131	69.02091	0.85962
ZIM 21JAN22 20.5 P-ZIM 21JAN22 20.5 P									
C	2021-08-31 11:09:35	1	USD	20	20	16.9366	-0.25659	17.19319	0.84683
CA2674881040-DYE & DURHAM LTD									
C	2021-08-31 14:31:10	20	CAD	47.6	952	639.1252	-0.67135	639.79655	0.67135
C	2021-10-08 13:19:38	14	CAD	39.65	555.1	384.7065	-0.69304	385.39954	0.69304
C	2021-11-11 14:43:35	15	CAD	39.61	594.15	412.5124	-0.69429	413.20669	0.69429
C	2021-12-16 14:44:29	15	CAD	41.9	628.5	434.21808	-0.69088	434.90896	0.69088
C	2021-12-23 13:18:37	10	CAD	44.5	445	306.76965	-0.68937	307.45902	0.68937
C	2022-02-11 12:23:59	25	CAD	28.55	713.75	493.71515	-0.69172	494.40687	0.69172
IDT 18MAR22 25.0 P-IDT 18MAR22 25.0 P									
V	2021-09-01 11:01:50	1	USD	170	170	143.5837	-0.21539	143.36831	0.84461
CA85210A1049-SPROTT PHYSICAL URANIUM TRUS									
C	2021-09-02 11:01:41	50	CAD	13.18	659	442.07697	-0.67083	442.7478	0.67083
V	2021-09-09 11:13:01	50	CAD	14.06	703	469.49855	-0.66785	468.8307	0.66785
C	2021-12-23 15:25:06	50	CAD	13.9	695	479.11215	-0.68937	479.80152	0.68937
C	2021-12-29 11:15:15	25	CAD	13.79	344.75	237.5362	-0.68901	238.22521	0.68901

V	2022-01-11 12:35:22	75	CAD	14.7	1102.5	771.28695	-0.69958	770.58737	0.69958
TGP 18FEB22 17.5 C-TGP 18FEB22 17.5 C									
V	2021-09-02 13:07:04	1	USD	35	35	29.4735	-1.60364	27.86986	0.8421
C	2021-09-30 10:40:50	1	USD	70	70	60.4611	-0.26098	60.72208	0.86373
AUD.CAD-AUD.CAD									
V	2021-09-02 13:08:00	1672	CAD	0.9291	1553.4552	1042.10435	-1.13318	1040.97117	0.67083
CA13321L1085-CAMECO CORP									
C	2021-09-03 08:45:34	18	CAD	26.58	478.44	321.51168	-0.672	322.18368	0.672
C	2021-09-03 08:45:35	1	CAD	26.68	26.68	17.92896	-0.08964	18.0186	0.672
C	2021-09-03 09:11:06	11	CAD	26.6	292.6	196.6272	-0.672	197.2992	0.672
V	2021-09-07 10:55:50	30	CAD	28	840	560.91	-0.66775	560.24225	0.66775
US74735M1080-QIWI PLC-SPONSORED ADR									
C	2021-09-03 11:40:27	50	USD	8.85	442.5	372.49208	-0.84179	373.33387	0.84179
V	2021-10-15 15:39:55	50	USD	9.31	465.5	401.31221	-0.86929	400.44292	0.86211
GB00BZ6C4F71-MORSES CLUB PLC									
C	2021-09-06 06:48:37	800	GBP	0.75	600	699.42	-3.4971	702.9171	1.1657
C	2021-10-04 09:47:32	450	GBP	0.748	336.6	394.1586	-3.513	397.6716	1.171
C	2021-10-07 04:02:48	600	GBP	0.666	399.6	470.9286	-3.5355	474.4641	1.1785
C	2022-02-21 10:44:38	3000	GBP	0.15	450	541.26	-3.6084	544.8684	1.2028

US3682872078-OAO GAZ.ADS 1									
C	2021-09-06 16:12:00	100	USD	8.838	883.8	744.69	-4.37	749.8	0.84260
C	2021-09-13 13:04:00	100	USD	9.03	903	766.88	-4.38	772.03	0.84926
V	2021-12-22 09:46:00	200	USD	9.202	1840.4	1632.87	-4.4	1624.39	0.88723
US06684L1035-BAOZUN INC-SPN ADR									
C	2021-09-10 15:28:50	18	USD	22.1475	398.655	337.51727	-0.84664	338.36391	0.84664
V	2021-11-18 14:57:45	18	USD	16.85	303.3	266.69472	-0.88255	265.81217	0.87931
CA73934B4001-POWERBAND SOLUTIONS INC									
C	2021-09-13 15:58:37	400	CAD	1.165	466	311.99632	-1.96169	313.95801	0.66952
C	2021-09-17 13:32:14	700	CAD	1.14	798	533.00814	-3.31961	536.32775	0.66793
C	2022-01-10 14:52:31	900	CAD	0.71	639	444.89097	-2.27841	447.16938	0.69623
CA48575L2066-KARORA RESOURCES INC									
C	2021-09-14 15:27:40	300	CAD	3.23	969	646.76874	-2.00238	648.77112	0.66746
V	2021-10-04 15:30:22	300	CAD	3.28	984	672.69192	-2.05089	670.64103	0.68363
US5398301094-LOCKHEED MARTIN CORP									
C	2021-09-20 10:02:53	1	USD	339	339	289.08225	-0.85275	289.935	0.85275
V	2021-10-15 15:38:21	1	USD	365.5	365.5	315.10121	-0.86382	314.23739	0.86211
KYG2524A1031-CONSUN PHARMACEUTICAL GROUP									
C	2021-09-23 02:15:30	2000	HKD	3.72	7440	814.1592	-1.96974	816.12894	0.10943




C	2021-10-06 04:08:25	2000	HKD	3.52	7040	782.3552	-2.00034	784.35554	0.11113
CA46016U1084-INTERNATIONAL PETROLEUM CORP									
C	2021-09-24 12:57:42	100	CAD	6.35	635	428.18685	-0.67431	428.86116	0.67431
V	2021-10-15 09:59:02	100	CAD	7.53	753	525.00666	-0.69722	524.30944	0.69722
US00770C1018-ADVANCED EMISSIONS SOLUTIONS									
C	2021-09-27 15:48:25	50	USD	6.5	325	277.89775	-0.85507	278.75282	0.85507
C	2021-09-28 15:58:31	45	USD	6.4173	288.7785	247.17707	-0.85594	248.03301	0.85594
C	2021-09-29 12:42:57	50	USD	6.25	312.5	269.45313	-0.86225	270.31538	0.86225
V	2022-01-12 15:17:28	145	USD	7.05	1022.25	893.45672	-0.89504	892.56168	0.87401
SG2F24986083-GEO ENERGY RESOURCES LTD									
C	2021-09-30 03:13:55	3000	SGD	0.275	825	524.84025	-1.59043	526.43068	0.63617
V	2021-10-19 02:55:39	3000	SGD	0.41	1230	786.1299	-1.59783	784.53208	0.63913
TGP 20MAY22 17.5 C-TGP 20MAY22 17.5 C									
V	2021-09-30 11:16:37	1	USD	90	90	77.7357	-0.9109	76.8248	0.86373
C	2021-10-04 13:48:53	1	USD	25	25	21.51375	-0.89699	22.41074	0.86055
TIGR 14APR22 5.0 P-TIGR 14APR22 5.0 P									
V	2021-09-30 14:47:01	1	USD	50	50	43.1865	-0.17655	43.00995	0.86373
ES0144580Y14-IBERDROLA									
C	2021-10-01 15:40:00	50	EUR	8.7	435	435	-2.22	437.22	1.00000




V	2021-10-05 10:15:00	50	EUR	8.75	437.5	437.5	-2.22	435.28	1.00000
KYG6382M1096-NAGACORP LTD									
C	2021-10-04 01:00:06	2000	HKD	6.91	13820	1527.2482	-1.98918	1529.23738	0.11051
GLNG 18MAR22 10.0 P-GLNG 18MAR22 10.0 P									
V	2021-10-04 15:35:12	1	USD	75	75	64.54125	-0.46877	64.07248	0.86055
C	2022-02-01 10:41:39	1	USD	10	10	8.8705	-0.25844	9.12894	0.88705
EUR.SGD-EUR.SGD									
V	2021-10-05 10:06:21	525	SGD	1.5735	826.0875	524.84643	-1.09348	523.75295	0.63534
C	2021-10-19 11:58:53	783	SGD	1.56445	1224.96435	782.91147	-1.10089	784.01235	0.63913
ZIM 21JAN22 35.0 P-ZIM 21JAN22 35.0 P									
V	2021-10-05 12:32:12	1	USD	220	220	189.6994	-0.25478	189.44462	0.86227
C	2021-10-05 14:54:26	1	USD	215	215	185.38805	-0.89879	186.28684	0.86227
ZIM 17DEC21 35.0 P-ZIM 17DEC21 35.0 P									
V	2021-10-06 09:59:16	1	USD	190	190	164.4032	-0.25553	164.14767	0.86528
C	2021-10-19 12:01:55	1	USD	70	70	60.1734	-0.16535	60.33875	0.85962
SGD.EUR-SGD.EUR									
C	2021-10-07 19:46:43	1.4125	EUR	0.63776991150442	0.90085	0.90085	0	0.90085	1
V	2021-10-21 19:50:30	2.53565	EUR	0.63776152071461	1.61714	1.61714	0	1.61714	1
C	2021-11-04 19:47:46	0.12	EUR	0.64125	0.07695	0.07695	0	0.07695	1
KYG888461038-TIANLI EDUCATION INTERNATION									

C	2021-10-08 03:23:03	4000	HKD	1.46	5840	648.2984	-1.99818	650.29658	0.11101
V	2021-10-22 01:34:06	4000	HKD	1.61	6440	711.4912	-1.98864	709.50256	0.11048
NMM 15OCT21 30.0 P-NMM 15OCT21 30.0 P									
V	2021-10-13 14:13:45	1	USD	135	135	116.4213	-0.90122	115.52008	0.86238
C	2021-10-15 16:20:00	1	USD	0	0	0	0	0	0.86211
SG9999019087-GRINDROD SHIPPING HOLDINGS L									
C	2021-10-13 14:43:21	70	USD	14.25	997.5	860.22405	-0.86238	861.08643	0.86238
V	2021-10-19 14:51:51	70	USD	15.84	1108.8	953.14666	-0.87164	952.27501	0.85962
PLDINPL00011-DINO POLSKA SA									
C	2021-10-14 14:31:00	7	PLN	347	2429	531.68	-5.85	538.06	0.21889
V	2021-10-18 14:35:00	7	PLN	360	2520	550.29	-5.88	543.86	0.21837
LU0445408270-ALTISOURCE PORTFOLIO SOL									
C	2021-10-15 15:34:44	55	USD	13.92	765.6	660.03142	-0.86211	660.89353	0.86211
C	2021-10-22 11:45:33	25	USD	13.5	337.5	289.82813	-0.85875	290.68688	0.85875
C	2021-11-22 15:17:15	20	USD	11.82	236.4	210.42673	-0.89013	211.31686	0.89013
MHY622674098-NAVIOS MARITIME PARTNERS LP									
C	2021-10-15 16:20:00	100	USD	30	3000	2586.33	0	2586.33	0.86211
V	2021-10-19 11:50:23	100	USD	30.002	3000.2	2579.03192	-0.883	2578.14892	0.85962
C	2021-11-10 12:00:12	25	USD	29.95	748.75	652.35593	-0.87126	653.22719	0.87126



C	2021-12-10 12:38:47	10	USD	26.85	268.5	237.26271	-0.88366	238.14637	0.88366
C	2021-12-20 14:38:40	15	USD	22.45	336.75	298.63327	-0.88681	299.52008	0.88681
V	2022-02-15 15:01:42	50	USD	31.85	1592.5	1402.08478	-0.8933	1401.19147	0.88043
NMM 19NOV21 30.0 C-NMM 19NOV21 30.0 C									
V	2021-10-18 11:38:24	1	USD	160	160	137.7984	-0.25421	137.54419	0.86124
C	2021-10-19 11:51:59	1	USD	245	245	210.6069	-1.6267	212.2336	0.85962
NMM 19NOV21 25.0 P-NMM 19NOV21 25.0 P									
C	2021-10-18 12:21:36	1	USD	105	105	90.4302	-0.89771	91.32791	0.86124
V	2021-10-19 12:29:28	1	USD	70	70	60.1734	-0.25334	59.92006	0.85962
V	2021-10-22 11:49:50	1	USD	70	70	60.1125	-0.25308	59.85942	0.85875
C	2021-11-12 15:43:06	1	USD	10	10	8.7377	-0.14972	8.88742	0.87377
MX01BA1D0003-INDUSTRIAS BACHOCO-SER B									
C	2021-10-19 15:10:29	12	MXN	72.7	872.4	37.05519	-2.5485	39.60369	0.042475
V	2021-11-11 14:00:36	12	MXN	71.5	858	36.29597	-2.53818	33.75779	0.042303
ASPS 17DEC21 12.5 P-ASPS 17DEC21 12.5 P									
V	2021-10-22 12:33:37	1	USD	105	105	90.16875	-0.88871	89.28004	0.85875
V	2021-11-04 15:54:17	1	USD	110	110	95.2028	-0.15052	95.05228	0.86548
C	2021-11-29 13:30:58	2	USD	180	360	318.8052	-1.17134	319.97654	0.88557
ZIM 19NOV21 40.0 P-ZIM 19NOV21 40.0 P									

V	2021-10-25 12:33:33	1	USD	50	50	43.0675	-0.89977	42.16773	0.86135
C	2021-11-19 16:20:00	1	USD	0	0	0	0	0	0.88638
QIWI 20MAY22 7.5 P-QIWI 20MAY22 7.5 P									
V	2021-10-26 13:26:37	1	USD	60	60	51.7398	-0.90084	50.83896	0.86233
C	2021-12-07 14:58:29	1	USD	75	75	66.56025	-0.90642	67.46667	0.88747
TEVA 19NOV21 10.0 C-TEVA 19NOV21 10.0 C									
V	2021-11-02 15:19:09	1	USD	51	51	44.04258	-0.88397	43.15861	0.86358
C	2021-11-02 15:20:17	2	USD	53	106	91.53948	-0.43412	91.9736	0.86358
V	2021-11-09 10:30:38	1	USD	7	7	6.03764	-0.87407	5.16357	0.86252
AU0000066045-MONEYME LTD									
C	2021-11-04 19:04:24	400	AUD	2.08	832	532.38848	-3.83934	536.22782	0.63989
C	2021-12-05 20:25:29	400	AUD	1.85	740	462.3816	-3.74904	466.13064	0.62484
ADES 19NOV21 7.5 P-ADES 19NOV21 7.5 P									
V	2021-11-09 12:46:54	1	USD	50	50	43.126	-0.14111	42.98489	0.86252
C	2021-11-12 10:12:37	1	USD	20	20	17.4754	-0.19341	17.66881	0.87377
NMM 17JUN22 22.5 P-NMM 17JUN22 22.5 P									
V	2021-11-10 13:51:49	1	USD	270	270	235.2402	-0.23936	235.00084	0.87126
NMM 18MAR22 22.5 P-NMM 18MAR22 22.5 P									
V	2021-11-10 14:44:16	1	USD	175	175	152.4705	-0.89238	151.57812	0.87126



C	2022-02-01 11:56:00	1	USD	40	40	35.482	-0.25844	35.74044	0.88705
IDT 18MAR22 43.0 P-IDT 18MAR22 43.0 P									
V	2021-11-11 11:45:13	1	USD	225	225	196.5105	-0.23974	196.27076	0.87338
BABA 21JAN22 90.0 P-BABA 21JAN22 90.0 P									
V	2021-11-19 12:04:51	1	USD	85	85	75.3423	-0.8986	74.4437	0.88638
C	2021-12-29 14:07:56	1	USD	80	80	70.4976	-0.90003	71.39763	0.88122
ASPS 14APR22 10.0 P-ASPS 14APR22 10.0 P									
V	2021-11-22 15:45:01	1	USD	130	130	115.7169	-0.9026	114.8143	0.89013
ASPS 15JUL22 10.0 P-ASPS 15JUL22 10.0 P									
V	2021-11-29 13:31:59	1	USD	210	210	185.9697	-0.15446	185.81524	0.88557
FINV 17JUN22 7.5 P-FINV 17JUN22 7.5 P									
V	2021-11-30 14:34:42	1	USD	240	240	211.6536	-0.24214	211.41146	0.88189
US2183521028-CORCEPT THERAPEUTICS INC									
C	2021-12-08 11:53:38	50	USD	16.955	847.75	747.43574	-0.88167	748.31741	0.88167
C	2021-12-09 11:56:19	49	USD	17.7	867.3	768.00282	-0.88551	768.88833	0.88551
CORT 17DEC21 15.0 P-CORT 17DEC21 15.0 P									
C	2021-12-08 11:55:34	1	USD	35	35	30.85845	-0.23924	31.09769	0.88167
V	2021-12-14 12:30:17	1	USD	25	25	22.20525	-1.66404	20.54121	0.88821
FUTU 21JAN22 25.0 P-FUTU 21JAN22 25.0 P									
V	2021-12-10 15:30:00	1	USD	257	257	227.10062	-0.85243	226.24819	0.88366

V	2021-12-21 12:13:26	1	USD	111	111	98.34711	-0.9072	97.43991	0.88601
C	2021-12-27 10:20:01	2	USD	45	90	79.4529	0.33308	79.11982	0.88281
ZIM 17DEC21 45.0 P-ZIM 17DEC21 45.0 P									
V	2021-12-14 10:49:36	1	USD	70	70	62.1747	-0.24311	61.93159	0.88821
C	2021-12-16 12:15:20	1	USD	5	5	4.41295	-0.23949	4.65244	0.88259
FUTU 21JAN22 21.0 P-FUTU 21JAN22 21.0 P									
C	2021-12-21 12:16:53	1	USD	68	68	60.24868	-0.90493	61.15361	0.88601
V	2021-12-27 10:20:40	1	USD	21	21	18.53901	-0.90352	17.63549	0.88281
EUR.MXN-EUR.MXN									
V	2021-12-21 12:20:38	5	MXN	23.4551	117.2755	4.99136	-0.07549	4.91588	0.042561
V	2021-12-23 19:55:57	1.0063	MXN	23.387896253602	23.53524	1.00841	0	1.00841	0.042847
V	2022-01-06 19:47:19	0.031	MXN	23.165806451613	0.71814	0.03102	0	0.03102	0.043191
DOLE 20MAY22 17.5 C-DOLE 20MAY22 17.5 C									
V	2021-12-21 13:55:42	1	USD	40	40	35.4404	-1.65999	33.78041	0.88601
C	2022-02-28 15:29:03	1	USD	55	55	49.02645	-1.69288	50.71933	0.89139
GLNG 17JUN22 15.0 C-GLNG 17JUN22 15.0 C									
V	2021-12-22 10:38:39	1	USD	130	130	114.7705	-0.19777	114.57273	0.88285
C	2022-02-03 15:28:18	1	USD	170	170	148.6072	-0.91887	149.52607	0.87416
CA55903Q1046-MAG SILVER CORP.									



C	2021-12-23 15:53:19	28	CAD	21.49	601.72	414.80772	-0.68937	415.49709	0.68937
C	2021-12-29 10:14:05	25	CAD	19.37	484.25	333.65309	-0.68901	334.3421	0.68901
SLNH 15JUL22 7.5 P-SLNH 15JUL22 7.5 P									
V	2021-12-27 15:38:56	1	USD	120	120	105.9372	-0.24186	105.69534	0.88281
US5835431033-SOLUNA HOLDINGS INC									
C	2021-12-27 15:41:07	40	USD	12	480	423.7488	-0.88281	424.63161	0.88281
FINV 21JAN22 5.0 C-FINV 21JAN22 5.0 C									
C	2021-12-30 14:54:38	1	USD	25	25	22.074	-0.23959	22.31359	0.88296
V	2022-01-21 16:20:00	1	USD	0	0	0	0	0	0.88158
VGG6769T1158-ORCA ENERGY GROUP INC									
C	2021-12-30 15:38:35	100	CAD	5.25	525	363.867	-0.69308	364.56008	0.69308
V	2022-02-01 10:46:38	100	CAD	5.37	537	375.48114	-0.69922	374.78192	0.69922
FUTU 21JAN22 29.0 P-FUTU 21JAN22 29.0 P									
V	2021-12-31 14:03:58	1	USD	95	95	83.53635	-0.15286	83.38349	0.87933
C	2022-01-11 12:45:45	1	USD	15	15	13.1943	-0.9072	14.1015	0.87962
MU0456S00006-ALPHAMIN RESOURCES CORP									
C	2022-01-05 14:25:03	800	CAD	0.97	776	537.78352	-2.68892	540.47244	0.69302
V	2022-01-20 13:10:05	800	CAD	1.04	832	588.19904	-2.941	585.25804	0.70697
MHY271836006-GLOBAL SHIP LEASE INC-CL A									
C	2022-01-12 13:44:17	20	USD	23.4	468	409.03668	-0.87401	409.91069	0.87401



C	2022-01-21 09:59:31	10	USD	23.09	230.9	203.55682	-0.88158	204.4384	0.88158
C	2022-01-24 13:42:19	20	USD	21.05	421	371.743	-0.883	372.626	0.883
V	2022-02-01 10:56:46	50	USD	27.5	1375	1219.69375	-0.89904	1218.79471	0.88705
C	2022-02-11 14:52:09	20	USD	27	540	475.7562	-0.88103	476.63723	0.88103
C	2022-02-11 15:18:31	15	USD	26.9	403.5	355.49561	-0.88103	356.37664	0.88103
NMM 18FEB22 22.5 P-NMM 18FEB22 22.5 P									
V	2022-01-13 12:22:07	1	USD	90	90	78.5727	-0.91143	77.66127	0.87303
C	2022-02-01 12:37:12	1	USD	10	10	8.8705	-0.25844	9.12894	0.88705
QFIN 18FEB22 17.5 P-QFIN 18FEB22 17.5 P									
V	2022-01-13 13:16:15	1	USD	90	90	78.5727	-0.91143	77.66127	0.87303
C	2022-02-14 11:42:27	1	USD	10	10	8.8444	-0.26458	9.10898	0.88444
GLNG 17JUN22 12.5 P-GLNG 17JUN22 12.5 P									
V	2022-01-21 10:02:38	1	USD	165	165	145.4607	-0.25951	145.20119	0.88158
C	2022-02-28 15:27:13	1	USD	40	40	35.6556	-0.26666	35.92226	0.89139
FINV 18MAR22 5.0 P-FINV 18MAR22 5.0 P									
V	2022-01-21 12:33:57	1	USD	70	70	61.7106	-0.17093	61.53967	0.88158
UNFI 18MAR22 35.0 P-UNFI 18MAR22 35.0 P									
V	2022-01-21 15:06:16	1	USD	225	225	198.3555	-0.17162	198.18388	0.88158
V	2022-02-25 13:31:44	1	USD	100	100	88.712	-0.93311	87.77889	0.88712

US64051M7092-NEONODE INC									
C	2022-01-24 12:15:27	75	USD	5.8	435	384.105	-0.883	384.988	0.883
C	2022-01-26 12:33:30	50	USD	6.19	309.5	275.32811	-0.88959	276.2177	0.88959
NEON 15JUL22 7.5 P-NEON 15JUL22 7.5 P									
V	2022-01-24 15:24:10	1	USD	250	250	220.75	-0.16318	220.58682	0.883
DND 20MAY22 30.0 P-DND 20MAY22 30.0 P									
V	2022-02-02 15:34:22	1	CAD	295	295	205.98375	-1.04738	204.93638	0.69825
OHI 17JUN22 30.0 C-OHI 17JUN22 30.0 C									
V	2022-02-03 12:26:30	1	USD	70	70	61.1912	-0.22176	60.96944	0.87416
C	2022-02-03 12:49:07	2	USD	80	160	139.8656	0.17282	139.69278	0.87416
V	2022-02-09 12:47:56	1	USD	75	75	65.655	-0.26412	65.39088	0.8754
SPOT 18FEB22 140.0 P-SPOT 18FEB22 140.0 P									
V	2022-02-04 11:10:27	1	USD	125	125	109.16375	-0.92044	108.24331	0.87331
C	2022-02-14 10:11:19	1	USD	35	35	30.9554	-0.92791	31.88331	0.88444
BABA 18MAR22 85.0 P-BABA 18MAR22 85.0 P									
C	2022-02-11 13:19:10	1	USD	60	60	52.8618	-0.92433	53.78613	0.88103
V	2022-02-23 13:10:12	1	USD	111	111	98.18505	-0.93045	97.2546	0.88455
GB00BLF7NX68-KISTOS PLC									
C	2022-02-15 09:00:26	150	GBP	3.195	479.25	571.31393	-3.5763	574.89023	1.1921
MAG 20MAY22 18.5 P-MAG 20MAY22 18.5 P									

V	2022-02-18 15:21:15	1	CAD	115	115	79.63865	-1.03877	78.59989	0.69251
TELL 18MAR22 3.0 C-TELL 18MAR22 3.0 C									
C	2022-02-24 15:02:45	2	USD	50	100	89.345	-2.76818	92.11318	0.89345
SE0016828511-EMBRACER GROUP AB									
C	2022-03-01 10:12:00	100	SEK	78.67	7867	739.04	-4.4	745.29	0.09394
DHT 21OCT22 6.0 P-DHT 21OCT22 6.0 P									
V	2022-03-01 11:36:54	2	USD	80	160	143.8352	0.08677	143.92197	0.89897
MHY1771G1026-COSTAMARE INC									
C	2022-03-01 12:07:43	50	USD	13.6	680	611.2996	-0.89897	612.19857	0.89897
US29414B1044-EPAM SYSTEMS INC									
C	2022-03-01 14:56:07	3	USD	223	669	601.41093	-0.89897	602.3099	0.89897

Informe de Dividendos

Año	Pais	Importe Bruto(€)	Retención Origen(€)	%	Casilla 0029		Casilla 0588 (Rentas incluidas en la base del ahorro)	
					Importe Bruto(€)	Retención destino -España-(€)	Bruto Doble Imposición (€)	Retención Doble Imposición (€) (max 15% del bruto)
2021								
	US	453.74	68.89	15.18	453.74	0.00	425.55	63.83
	CA	20.77	3.57	17.18	20.77	0.00	20.77	3.12
	GB	206.15	0.00	0.00	206.15	0.00	0.00	0.00
	MH	90.92	0.00	0.00	90.92	0.00	0.00	0.00

	ES	167.42	31.73	18.95	167.42	31.73	0.00	0.00
	AU	26.53	0.00	0.00	26.53	0.00	0.00	0.00
	NL	47.31	7.10	15.01	47.31	0.00	47.31	7.10
	CN	47.01	4.70	10.00	47.01	0.00	47.01	4.70
	KY	81.03	0.00	0.00	81.03	0.00	0.00	0.00
	BM	30.10	0.00	0.00	30.10	0.00	0.00	0.00
	PL	15.09	2.87	19.00	15.09	0.00	15.09	2.26
	IE	6.05	1.41	23.24	6.05	0.00	6.05	0.91
	TOTAL 2021:	1,192.12	120.26		1,192.12	31.73	561.79	81.91

El informe de Pérdidas y Ganancias, y Dividendos de Autodeclaro se genera automáticamente basándose en los extractos de movimientos que aportas de tu broker. El informe podría ayudarle a presentar sus impuestos, sin embargo, Autodeclaro le recomienda encarecidamente que lo consulte con su asesor fiscal antes de presentar sus impuestos.